

Standing Together as One

Theme

Jesus prays for his disciples.

Object

A bundle of small sticks which alone could be easily broken, but when bundled with other sticks is too strong to be broken.

Scripture

I will remain in the world no longer, but they are still in the world, and I am coming to you. Holy Father, protect them by the power of your name—the name you gave me—so that they may be one as we are one. John 17:11 (NIV)

I am looking for someone who is very strong to help me this morning. Who would like to help? (If no one volunteers, choose someone.) You look pretty strong to me. Do you think you can break this stick? (Hand the child one small stick that can easily be broken.) Wow! You are strong! You easily broke that stick. Let's see if you can break these sticks. (Hand them the bundle of sticks that are bound together. After giving the child time to try to break the bundle of sticks, continue with the sermon.)

The sticks in this bundle are just like the stick that was so easily broken. Yet when they are bound together, they are much stronger than they are when they are by themselves. Even the very strongest person here this morning could not break this bundle of sticks.

These sticks can teach us an important lesson about the church. Sometimes when we think of the church, we think of a building where we come to worship, but the church isn't a building. The church is made up of men, women, boys, and girls who have chosen to follow Jesus. You, me, all of the people here today -- all of us together -- we are the church.

Some people say, "I can be a Christian without going to church" -- and that may be true -- but by ourselves we are not very strong. When Satan tries to tempt us to do something that we know is wrong, it may be difficult to resist him if we try to go it alone. But if we stand together with others who follow Jesus, they will be a source of strength and encouragement. We will be much stronger than we would be by ourselves.

One day, Jesus went off by himself to pray. He prayed for his disciples because he knew that his disciples had to live in the world and that they would be tempted by the evil things of the world. He also knew that if his disciples would come together as one, they would be much stronger than they would as individuals. So he prayed and asked God to protect them and to help them to be one, just as he and his Father were one.

When Satan tempts you to do things that you know are wrong, remember the lesson of the sticks -- there is strength in unity.

Father, protect us and help us to be one with other believers, just as you are one with Jesus. Amen.

Interactive Group Activities
by Carol Williams

Sermon Title: "Standing Together As One"

scripture Reading: John 17:6-11

ARM LINK GAME: Have children line up in front of the teacher. First child will come up and link elbows/arms with one arm of the teacher; the next child will come up and link up with the 1st child, etc until everyone is linked together. Try to walk together without UN linking the arms. For a little more fun with finding strength and "togetherness" in unity, form a circle with the arms linked and walk in a circle, first one direction and then the other. Discussion about standing TOGETHER during the temptations and struggles.

"NUMBER ONE" Name Art: On a large colored poster board, the teacher will draw or cut out (if desired) a very LARGE number "1". Let children use a colored marker or crayon and write their own name on that NUMBER 1. Discussion about all of us being ONE in the body of Christ and working together for strength against temptation by Satan.

CHURCH HOUSE: Have children each draw a very large church building with a steeple and cross at the top. Then have children pass their own church drawing around the class to be signed by each class member. Let children know that we are ALL part of the church together in UNITY.

BEAD NECKLACE: Have a few larger beads for each child (or buttons); give children 2 or more strings to "string through" the beads. Tell children that the necklace is much stronger with more than ONE string for their necklace and talk about "strength in unity" as in our Bible story today.

CRAFT STICK BUNDLES: (You could also use real sticks that children could collect from outside if available) Have children put their sticks in a bundle and tie with a string or cord. Attach a colorful card that children have colored and written on with the words, "STANDING TOGETHER AS ONE. JOHN 17:11). If craft sticks are used, children could quickly color each craft stick with a crayon before tying into a bundle.

"THE CHURCH" UNITED: Children can use ink fingerprints and make many stick men, holding hands together, for a picture to remind them that the church is US and we need to hold on together to be united and strong!

CIRCLE UNITY FUN: Children can go outside and one by one can try to get into a chalk drawn circle. This can symbolize UNITY and standing together. To make this a little more fun, the teacher can draw a smaller circle and children can one by one try to fit into THIS circle, and continue until the children fit VERY CLOSELY together.

TUG OF WAR GAME and BIBLE VERSE: Let children start out with a tug of war as one-on-one and then begin adding children to each side for a tug of war game to see that there is strength in numbers when we work together to help each other. For ADDED FUN, have children stand without tugging while they say the Bible verse together and THEN tug. When the teacher blows the whistle, they stop tugging and stand again and say the Bible verse and then tug some more. The Bible verse could be shortened, if needed.

KIDS TREAT while "working TOGETHER": Give each child a portion of a treat that would be in a trail mix. Have children add their portion of the treat and mix together. Let each child scoop some trail mix with a spoon into a bag for ANOTHER CHILD, instead of for themselves. This might make the treat- fun a little more interesting!! As children hand a treat bag to another child, they can say, EVERYTHING'S BETTER WHEN WE ALL WORK TOGETHER!

Song: "Jesus Loves the Little Children"

Words and Music

Piano Accompaniment MP3

About Carol Williams

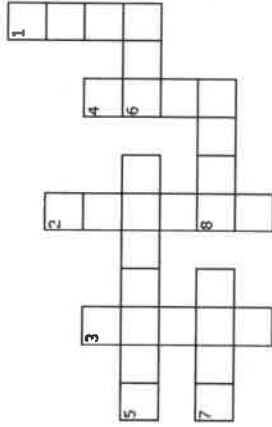
Carol and her husband have served churches in Illinois, Minnesota, Mississippi, Michigan, and Indiana. Carol loves to work with children so you will find her teaching in Junior Church and children's Sunday School. She also has clowning ministry in which she is known as Bubbles the clown.

Copyright © 2001-2023 Sermons4Kids, Inc.

All Rights Reserved

Sermons4Kids.com

Crossword Puzzle



ACROSS

- To keep from being injured or harmed
- To be a single unit, object, or living being
- A combination of letters that represents a thought or idea
- To speak to God

DOWN

- To place in the hands of someone
- To receive something
- That which belongs to you
- Deserving special respect or reverence; worthy of worship

PRAY	GIVE	HOLY	PROTECT
ACCEPT	YOURS	WORD	ONE



Copyright © Sermons4Kids, Inc.
May be reproduced for Ministry Use

Children's Worship Bulletin

Standing Together as One

John 17:6-11

Word Search Puzzle

B L X K A Z F A T H E R X P
 G L S S M Y O U R S E N J R E
 M O K E C P T N D A B A P R
 I N G V M P O A Y T G X W R E
 E E Y J N M E A N V D B V K P
 E R K K E B W I C C H O L Y L
 I S S E N T P H R Y D P N O H
 G L O R Y O T R Y D P R T M L
 P W A R N C I D O D U R T E Z
 W O E A Y L Q A T I W A E Z
 V V W O Q R R B E V E B L Y D
 E T F E O S Y W I K I C S W V
 A T T W R J Y R G I X P T I X

POWER	GLORY	ACCEPTED	WORD	YOURS
EVERYTHING	KNOW	PRAY	MINE	GAVE
PROTECT	OBEYED	HOLY	NAME	SENT
LONGER	FATHER	COME	WORLD	REMAIN



Coloring Page



Jesus Prays for His Disciples

From BibleStoryCard Learning System™ Coloring Book© 1996 Wesleyan Publishing House
Used by permission. Additional resources available by calling 1-800-493-7539 or visiting on line.
<https://wphstore.com/>

Multiple Choice Quiz

Choose the word that best matches the definition.

1. To place in the hands of someone
A. take B. give C. protect D. word
2. A combination of letters that represents a thought or idea
A. protect B. pray C. word D. holy
3. To speak to God
A. listen B. pray C. give D. holy
4. That which belongs to you
A. mine B. ours C. yours D. theirs
5. To be a single unit, object, or living being
A. one B. protect C. word D. pray
6. To keep from being injured or harmed
A. give B. pray C. accept D. protect
7. Deserving special respect or reverence; worthy of worship
A. yours B. holy C. give D. protect
8. To receive something
A. protect B. pray C. accept D. give





" I will remain in the world no longer, but they are still in the world,
and I am coming to you. Holy Father, protect them by the power
of your name—the name you gave me—so that
they may be one as we are one."

John 17:11 (NIV)

From BibleStoryCard Learning System™

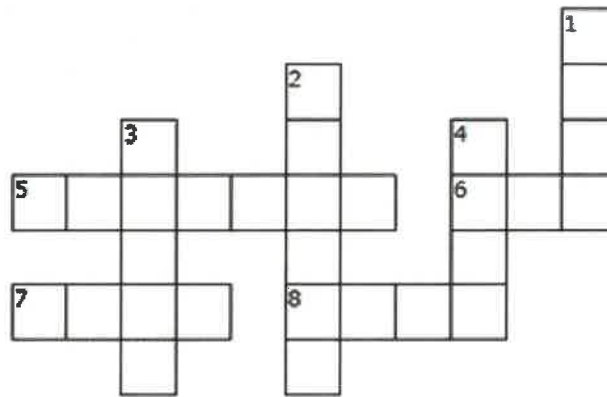
Coloring Book © 1996 Wesleyan Publishing House

Used by permission. Additional BibleStoryCard resources available by calling 1-800-493-7539 or visiting

Jesus Prays for His Disciples

I pray for them. I am not praying for the world, but for those you have given me, for they are yours.
John 17:9 (NIV)

This puzzle is based on John 17:6-11 (NIV)



ACROSS

5. To keep from being injured or harmed
6. To be a single unit, object, or living being
7. A combination of letters that represents a thought or idea
8. To speak to God

DOWN

1. To place in the hands of someone
2. To receive something
3. That which belongs to you
4. Deserving special respect or reverence; worthy of worship

PRAY
ACCEPT

GIVE
YOURS

HOLY
WORD

PROTECT
ONE

Jesus Prays for His Disciples



Complete the paragraph by filling in the blanks with the correct words from the word bank at the bottom of the story.

"I have revealed you to those whom you gave me out of the world. They were yours; you gave them to me and they have _____ your word. Now they know that everything you have given me comes from you. For I gave them the _____ you gave me and they _____ them. They knew with certainty that I came from you, and they believed that you sent me. I _____ for them. I am not praying for the _____, but for those you have _____ me, for they are yours. All I have is _____, and all you have is _____. And glory has come to me through them. I will remain in the world no longer, but they are still in the world, and I am coming to you. Holy Father, _____ them by the power of your name—the name you gave me—so that they may be _____ as we are one.

John 17:6-11

accepted	mine	one	protect	world
given	obeyed	pray	words	yours

Copyright © Sermons 4 Kids, Inc.

All rights reserved.

Jesus Prays for His Disciples

I pray for them. I am not praying for the world, but for those you have given me, for they are yours.
John 17:9 (NIV)



Choose the word that best matches the definition.

- ___ 1. To place in the hands of someone
A. take B. give C. protect D. word
- ___ 2. A combination of letters that represents a thought or idea
A. protect B. pray C. word D. holy
- ___ 3. To speak to God
A. listen B. pray C. give D. holy
- ___ 4. That which belongs to you
A. mine B. ours C. yours D. theirs
- ___ 5. To be a single unit, object, or living being
A. one B. protect C. word D. pray
- ___ 6. To keep from being injured or harmed
A. give B. pray C. accept D. protect
- ___ 7. Deserving special respect or reverence; worthy of worship
A. yours B. holy C. give D. protect
- ___ 8. To receive something
A. protect B. pray C. accept D. give

Jesus Prays for His Disciples



I pray for them. I am not praying for the world, but for those you have given me, for they are yours.

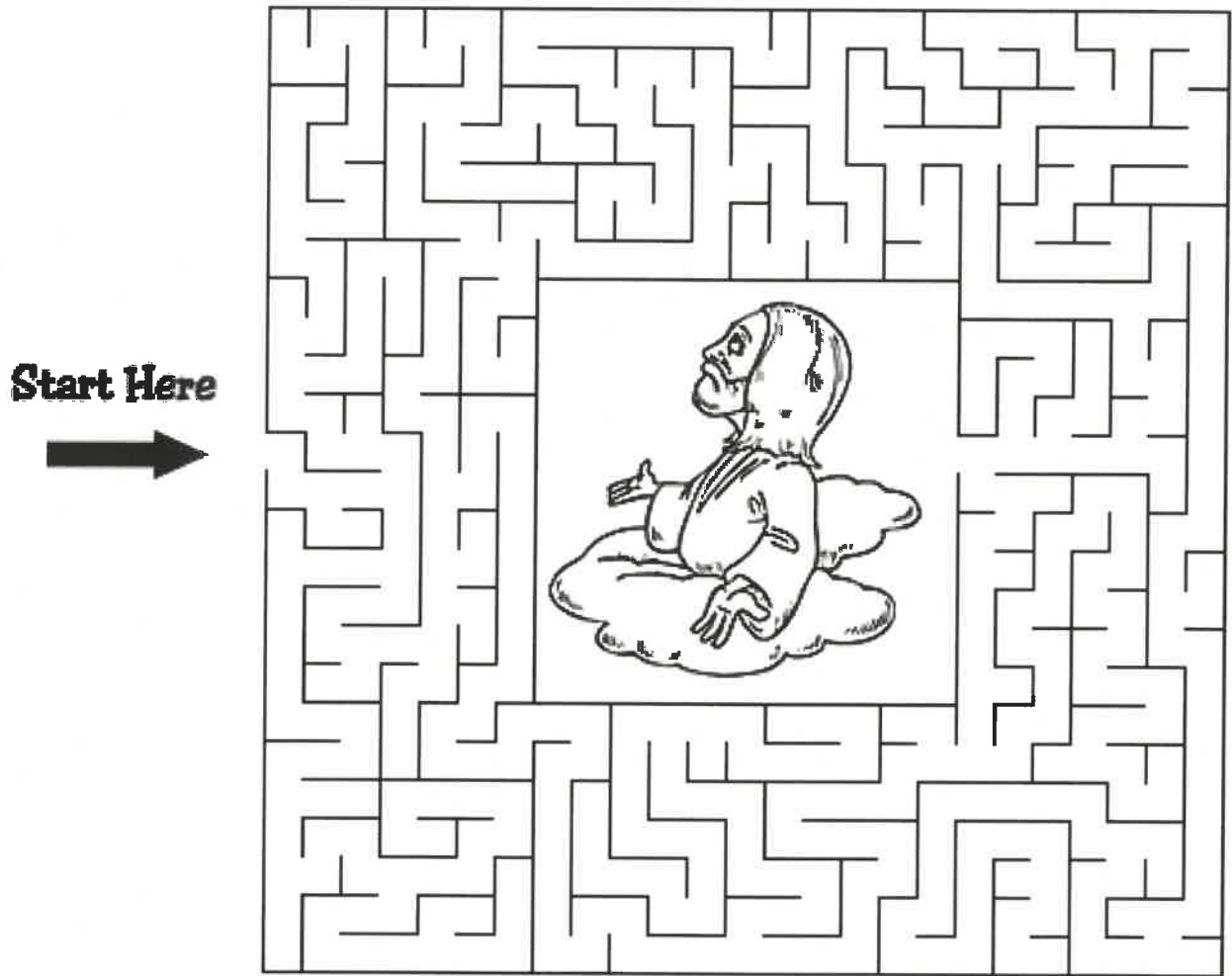
John 17:9 (NIV)

The puzzle is based on John 17:6-11 (NIV).

B L X K A Z F F A T H E R X P
 G L S S M Y O U R S E N J R E
 M O K E E C P T N D A B A P R
 I N C T D G W I E G A V E M X
 N G V M P O A Y T G X X W R E
 E E Y J N M E A N V D B V K P
 E R K K E B W I C C H O L Y L
 I C U R O H H O A C L R J X R
 S S E N T T P H R M E D T C W
 G L O R Y O T R Y D P P N O H
 P W A R N C I D O D U R T M L
 W O E A Y Y L Q A T I W A E Z
 V V W O Q R R B E V E B L Y D
 E T F E O S Y W I K I C S W V
 A T T W R J Y R G I X P T I X

POWER	GLORY	ACCEPTED	WORD	YOURS
EVERYTHING	KNOW	PRAY	MINE	GAVE
PROTECT	OBEYED	HOLY	NAME	SENT
LONGER	FATHER	COME	WORLD	REMAIN

The Ascension of Jesus



After he said this, he was taken up before their very eyes,
and a cloud hid him from their sight.

Acts 1:9 (NIV)

Puzzle created with [Discovery School Puzzlemaker](#)

[Sermons4Kids.com](#)

The Ascension of Jesus

While he was blessing them, he left them and was taken up to heaven.
 Luke 24:51 (NIV)

Each number represents a letter of the alphabet. Substitute the correct letter for the numbers to reveal the coded words.



X	W	V	D	J	Q	R	I	B	S	O	A	E	U	C	P	K	N	H	L	G	M	Y	Z	F	T
1	2	3	4	5	6	7	8	9	10	11	12	13	14	15	16	17	18	19	20	21	22	23	24	25	26

1. 25-14-20-25-8-20-20-13-4 _____
2. 11-16-13-18-13-4 _____
3. 22-8-18-4-10 _____
4. 10-15-7-8-16-26-14-7-13 _____
5. 7-8-10-13 _____
6. 7-13-16-13-18-26 _____
7. 9-20-13-10-10-8-18-21 _____
8. 26-12-17-13-18 _____
9. 19-13-12-3-13-18 _____
10. 2-11-7-10-19-8-16-13-4 _____

SCRIPTURE	RISE	REPENT	HEAVEN	BLESSING
MINDS	TAKEN	OPENED	WORSHIPED	FULFILLED



We love him, because he first loved us.
1 John 4:19 (KJV)