

Baptism of Jesus

Theme

The Baptism of the Lord

Object

Photo Album

Scripture

Matthew 3:13-17

Children's Sermon: Baptism of Jesus (Matthew 3:13-17)

I'm sure you recognize what I have in my hand. It's a photo album. Most parents have several photo albums that are full of pictures taken of their children as they were growing up. We have always been very pleased with our children. (Show a few pictures as you talk.)

We took pictures of our children in school, at church, playing, at Christmas time, on their birthdays, and many other occasions. We were pleased with them as they grew up and we are pleased with them today.

Do you think God was pleased with His son, Jesus?

Rescue 3:16 - Jesus Saves Us

I know He was, because the Bible tells us that He was. When Jesus was baptized, the Bible tells us that there was a voice from heaven that said, "This is my Son and I love Him. I am very pleased with Him."

Why do you think God was pleased with His son?

(Open your Bible to Matthew 3:17.) Let's read that verse again to see what God said first: "This



A fun introduction to salvation and the wonderful promises of Jesus Christ

4-WEEK BUNDLE

But more than anything, these pictures show that these are OUR kids. They belong to us. And we love them!

When we trust in Jesus as our Savior, we become the children of God. Our baptism is like an official adoption ceremony. God loves us from the very beginning when we become His children because that is what He wants us to be.

God says to us, "You are my son. You are my daughter. And I love you!" God loves you! That's pretty awesome, isn't it?

I wonder if God has a photo album in heaven with your pictures in it. I know He has a book with all His children's names in it.

God is pleased with you when you become His child. It's wonderful to hear God say, "You are my child. I love you. And I am pleased with you."

Dear God, thank You that You adopt us as Your children. Thank You for loving us so much. In Jesus' name, amen.

is my Son and I love him. I am very pleased with him."

What did God say first? (Allow time for kids to answer.)

That's right! God said, "This is my Son!" God said, "This is my Son and I love him."

What's the second thing God said? (Allow time for kids to answer.)

That's right! God said, "I love him." God loves His son!

(Show kids the photo album again.) These pictures show a lot of things that our children did.

GOSPEL: Matthew 3:13-17

JESUS CAME FROM GALILEE to John at the Jordan, to be baptized by him. John would have prevented him, saying, "I need to be baptized by you, and do you come to me?" But Jesus answered him, "Let it be so now; for it is proper for us in this way to fulfill all righteousness." Then he consented. And when Jesus had been baptized, just as he came up from the water, suddenly the heavens were opened to him and he saw the Spirit of God descending like a dove and alighting on him. And a voice from heaven said, "This is my Son, the Beloved, with whom I am well pleased."

"I'm Proud of You" Group Activities

Sermon Title: ["I'm Proud of You"](#)

Scripture Reading: Matthew 3:13-17

PHOTO ALBUM:

Give the children several pieces of paper to form a little "album". Let them use their imagination if they are older to make a booklet about today's lesson, such as the Bible verse on the front cover and the following pages can have brightly colored words on each of the following pages. For example: GREW IN STATURE; GREW IN WISDOM, WELL-LIKED, RESPECTED BY OTHER PEOPLE, MADE HIS FATHER PROUD, OBEYED. The little album can be stapled together or hole punched and tied together with ribbon or yarn.

BAPTISM BANNER:

Title the banner as BAPTISM: OFFICIAL ADOPTION CEREMONY. Decorate with water and a picture depicting someone being baptized. Add the prayer at the bottom of the banner that is our closing prayer today.

BIBLE ART:

Have the children cut a Bible shape out of construction paper and then cut a smaller shape of a Bible out of white paper. Write Matthew 3:17 on the Bible art and put gold glitter around the edges of the Bible.

BIBLE MOBILE:

Make a large blue cloud for the children to glue a little cotton around the edges and hand out colored markers for children to trace or draw Matthew 3:17. Hang the cloud from a pretty hanger or let children wrap yarn around a hanger to make a Mobile! Other smaller puffs of cottony clouds could be hung from the hanger as well.

PROUD OF ME PICTURE:

Give each child a piece of construction paper. Have various cut outs of circles, rectangles, triangles and squares for children to have fun forming a picture of themselves on the construction paper. Suggest to children that they write IS JESUS PROUD OF ME? The children will draw a face, hair, and other features on the "child" to make it look like themselves. Have a discussion about things that make Jesus proud of us as HIS children!

**CLOUDS TREAT:
DO WHAT I DO GAME:**

Let children take turns being a LEADER and the children will copy cat whatever the leader does. The children can be in a line and as soon as one leader has done an activity (hop, skip, jump, arm or foot movements) that child will go to the end of the line and the next child will become the leader. Continue to play until all the children have had a turn. The faster this goes, the more fun it will be for the children. Tell children to always DO whatever Jesus says to do.

PROUD OF YOU RELAY:

Divide the children into teams. Children will run to a basket containing slips of paper or pictures representing some type of behavior. The child will take one, read it, and tape it to a poster board under the heading of GOOD or BAD depending on whether they think the activity would make Jesus PROUD of them.

PROUD MOMENTS:

The teacher will watch the class while teaching and, when some positive activity is observed, the teacher will say, "I'M PROUD OF YOU." The teacher will also encourage children to do the same with the teacher or with each other children when they notice positive behavior during class time. Tell children to ask themselves during the coming week, "IS JESUS PROUD OF WHAT I'M DOING?"

PROUD CLOUD:

Have the children trace and cut out a cloud from construction paper and glue some thin wisps of a cotton ball around the edges. Give children markers to write today's Bible verse in the "PROUD CLOUD" and hang from the ceiling around the classroom with ribbon or thin wire.

PROUD OF YOU Game:

Have the children line up against a wall. Each child will say something that he has done, one at a time... and the Teacher or another leader, will say I'M PROUD OF YOU and child can return to their table to help put the Bible verse "clouds" together that the teacher has laid on the table. When the BIBLE VERSE has all been put together (Matt. 3:17), the teacher will say I'M PROUD OF YOU, and discuss what makes JESUS proud of us.

Song: "I Have Decided to Follow Jesus" - Hindustani Folk Song

Song: "To Be Like Jesus" - Traditional

I Have Decided to Follow Jesus

Luke 9:57

Hindustani Folk Tune

$\text{♩} = 80$

C F C Dm⁷ F D^o F

1. I have de - cid - ed to fol - low Je - sus; I have de - cid - ed to fol - low
 2. The world be - hind me, the cross be - fore me; The world be - hind me, the cross be -
 3. Though none go with me, I still will fol - low; Though none go with me, I still will
 4. Will you de - cide now to fol - low Je - sus? Will you de - cide now to fol - low

4 F C F C F C G⁷ C

Je - sus; I have de - cid - ed to fol - low Je - sus; No turn - ing back, no turn - ing back.
 fore me; The world be - hind me, the cross be - fore me; No turn - ing back, no turn - ing back.
 fol - low; Though none go with me, I still will fol - low; No turn - ing back, no turn - ing back.
 Je - sus? Will you de - cide now to fol - low Je - sus; No turn - ing back, no turn - ing back.

To Be Like Jesus

Traditional

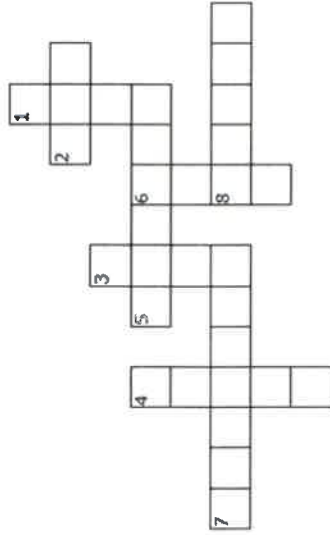
$\text{♩} = 80$

To be like Je - sus, to be like Je - sus! My de - sire to be like Him! All through life's

5

jour - ney from earth to glo - ry, My de - sire to be like Him.

Crossword Puzzle



ACROSS

- A male offspring
- The river where Jesus was baptized
- To cover briefly completely in water or pour water over a person's head
- The sound produced by vibration of the human vocal cords

DOWN

- The name of the man who baptized Jesus
- A deep feeling of affection for a person
- Clear, colorless, odorless, tasteless liquid; H₂O
- A bird often used as a symbol of peace

VOICE	LOVE	WATER	JORDAN
SON	DOVE	BAPTIZE	JOHN



Copyright © Sermons4Kids, Inc.
May be reproduced for Ministry Use

Children's Worship Bulletin

The Baptism of Jesus

Luke 3:15-17, 21-22

Word Search

T Y J K E W N U P D N O I D
 D Z J J V S E U G J Z X F X G
 V Q V O C X P Y I A E R J M I
 O A L I H W F I M S L S D W F
 I O M K F N U A R Z H I U P X
 C M X X B F L E T I U P L S X
 E H S O N Z F T J N T Z W E U
 A I K R Z X I J S Y B E L R E
 K U A D P S L O B Y A T T K P
 C O W S D K L R K C P W H F Q
 Y P D E G A G D W I T A E L M
 E E S O R P M A E M I T A B S
 B N K U V H D N B M Z E V P G
 S E W R L E Z O A H E R E A Z
 T D P L E A S E D O D L N N Z

GALILEE	HEAVEN	VOICE	LOVE	JESUS
OPENED	DOVE	JOHN	PLEASED	SON
JORDAN	WATER	FULFILL	BAPTIZED	SPIRIT

Your Church Name
City or Town

Decoder Puzzle

Each number represents a letter of the alphabet. Substitute correct letter for the numbers to reveal the coded words.

C	U	A	K	I	E	V	G	W	B	Z	F	X	Q	S	R	O	L	P	H	T	D	M	Y	J	N
1	2	3	4	5	6	7	8	9	10	11	12	13	14	15	16	17	18	19	20	21	22	23	24	25	26

- 10-3-19-21-5-11-6 _____
- 9-3-21-6-16 _____
- 22-17-7-6 _____
- 7-17-5-1-6 _____
- 20-6-3-7-6-26 _____
- 20-17-18-24 _____
- 15-17-26 _____
- 18-17-7-6 _____

SON	DOVE	BAPTIZE	HEAVEN
HOLY	LOVE	VOICE	WATER



Coloring Page



John Baptizes Jesus



Copyright ©Sermons4Kids | All Rights Reserved | www.sermons4kids.com

Then Jesus came from Galilee to the Jordan to be baptized by John [...] As soon as Jesus was baptized, he went up out of the water. At that moment heaven was opened, and he saw the Spirit of God descending like a dove and alighting on him. And a voice from heaven said, "This is my Son, whom I love; with him I am well pleased." (Matthew 3:13-17)

The Baptism of Jesus Bible Coloring Page for Kids Ages 4-10



JESUS' BAPTISM

From BibleStoryCard Learning System(tm) Coloring Book © 1996 Wesleyan Publishing House
Used by permission. Additional BibleStoryCard resources available by calling 1-800-493-7539 or visiting
online

<http://www.parable.com/>

THE BAPTISM OF JESUS




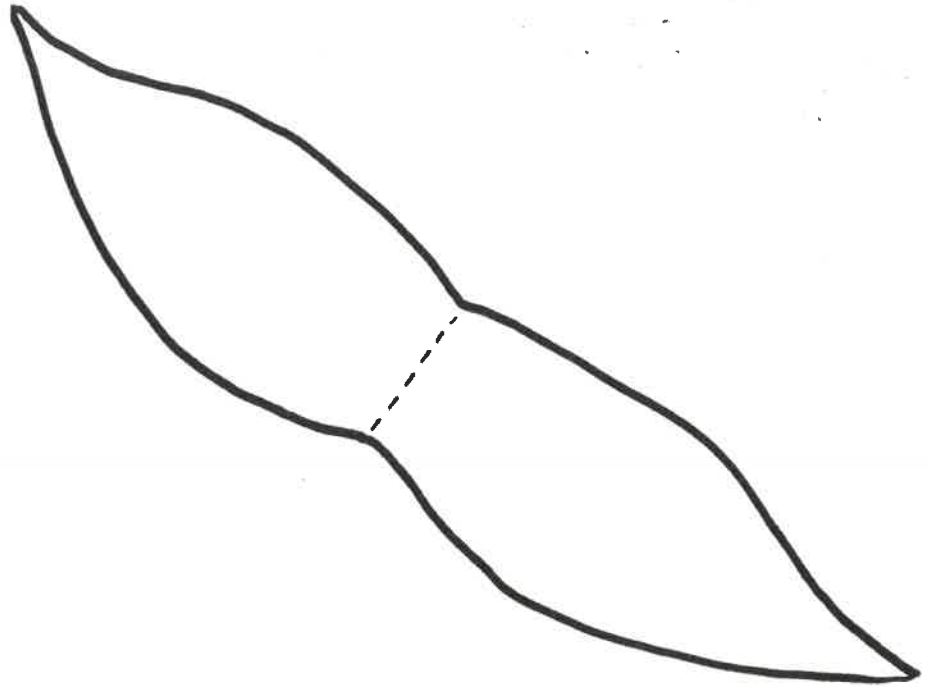
And a voice from heaven said, "This is my Son,
whom I love; with him I am well pleased."

Copyright © Calvary Chapel

Used by permission.

Dove Craft

- Cut out the dove and wings along the outer lines. Slit dotted line in the dove and insert wings. Hole punch the small circle and draw a piece of yarn through. The Holy Spirit came down from heaven as a dove and landed on Jesus.



Prayer

Dear Heavenly Father,

Thank You for showing us that, through His baptism, Jesus is Your Son sent to be our Savior. Help us to picture in our hearts Jesus' baptism and how He kept the law for us to be our perfect Savior. When we sin, call us to repentance and faith that Jesus Christ, Your Son, washes us clean from all our sin, just as our baptism reminds us. We ask this in Jesus' name. Amen.