

# What Time Is It?

## Theme

Jesus is coming again, but when?

## Object

An analog clock. You might make one from poster board.

## Scripture

"No one knows about that day or hour, not even the angels in heaven, nor the Son, but only the Father. So you also must be ready, because the Son of Man will come at an hour when you do not expect him."

Matthew 24:36,44 (NIV)

When I was a child in school, one of the things that the teacher taught us was how to tell time. We had a big cardboard clock which would allow the teacher to move the hands so that we could learn to tell time. The small hand on the clock tells you the hour and the big hand tells you the minutes. Do you know how to tell time using a clock like this? If the big hand is on twelve and the little hand is on four, what time is it? That's right it is four o'clock. (You might to try several, if time permits.) Most of us don't use a clock like this anymore, most of us use a digital clock. A digital clock tells you both the hour and the minutes using numbers, such as 11:15. That's much easier, isn't it?

No matter what kind of clock we use, most of us look at it many times each day to check to see what time it is. Suppose that your best friend was to pick you up at two o'clock to go to a movie. First, you would make sure you were dressed and ready to go, and then, as the time drew near, you would be waiting and watching for your friend to

come. If you know how to tell time, you would probably check the clock every few minutes to see if it was time for your friend to be there. If you don't know how to tell time, you would be asking your mom, "Is it two o'clock yet?"

This Sunday marks the beginning of a very special season called Advent. Do you know what Advent means? The dictionary says that advent is "the coming of something very important." What is it? Is it Christmas, the celebration of the birth of Jesus? Yes, we are looking forward to that, but we are also looking forward to the coming of another very important event. The return of Jesus!

Jesus told us that he would come again, but he didn't tell us what time he would be here. In fact, he said, "No one knows the day or hour when I will return. Only the Father knows. That is why you must be ready, I will come at a time when you least expect it." Wow! If we don't know when he is coming, how will we be ready? By doing the things that Jesus would want us to be doing -- loving one another, caring for the sick, feeding the hungry, and helping the poor. If we are doing those things, we will be ready when he comes.

Come to think of it, those are also the very same things that we should be doing to get ready for the celebration of Christmas! Instead of thinking about what we are going to get, we should be thinking about what we can give.

Dear Jesus, we look forward to the day when you return. Help us to live in such a way that we will be ready when you come. Amen.

# What Time Is It? Group Activities

Sermon Title: ["What Time Is It?"](#)

Scripture Reading: Matthew 24:36-44

## IT'S TIME GAME:

Have the children gather in a circle and one child will be "IT" (or the teacher may begin the game) and will say IT IS TIME to clap our hands, IT IS TIME to stomp our feet, IT IS TIME to sing a song, etc. Give all the children an opportunity to take a turn. The teacher will let the children know that our lesson today is about TIME.

## BE READY GAME:

This is run like a relay race! Divide the children into teams and the teacher or leader will say, "BE READY." When the teacher shouts a command, the first team player will run to the finish line and do what the teacher said (use ideas such as in above game) and run back to their team. Continue to play until all team members have had a turn, then discuss how IMPORTANT it is to BE READY!

## CELEBRATION CLOCK:

Let the children draw and decorate a big poster board CLOCK to take home or to hang in the classroom (teacher can have a big round circle drawn ahead of time - use a big dinner plate or something similar as a pattern). The words on the clock can say BE READY WHEN JESUS COMES... or IT IS TIME TO GET READY FOR JESUS' COMING, etc. The "hands" of the clock can be drawn and/or attached with a brad. (If time allows, children can write the "ways" that we can be ready for Jesus - either directly ON the clock or on the poster below the clock).

## ADVENT CALENDAR TREE:

Let the children make an advent calendar with green felt for a Christmas tree and the days of the month for children to remove each day! (Colored little round sticker dots can be used for the days of the month - if children are able, they can write the days of the month on each sticker themselves, or else the teacher can do that part).

## "BE READY" BAGS:

Let each child decorate a small lunch bag with a clock and the words BE READY WHEN JESUS COMES and Matthew 24:36,44. The teacher will have slips of paper hidden around the designated area for children to collect and put into their bags. The slips of paper will have ideas of how we should be ready as mentioned in our story, such as loving others, caring for

the sick, feeding the hungry, helping the poor, praying, reading out Bible, etc. For extra FUN for the children, the teacher might have some little candies or small mini gifts for children to add to their bags, to take home. When the children return, they can sit in a circle and read some of the idea slips in their paper and discuss each one.

### **I'M READY for WHAT?**

#### **Option 1:**

Have the children pantomime something that they are doing to prepare for Jesus' coming - ideas listed in the BE READY BAG game above.

#### **Option 2:**

As an idea for younger children, the teacher might give all the children an idea to "pretend they are doing" and enjoy watching them have fun pretending! Discussion about being ready for Jesus to come back!

**Song: "What If It Were Today?" by Leila Naylor Morris**

[Lead Sheet \(PDF\)](#)

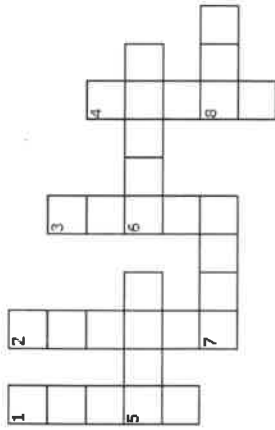
- Verse Only

[Piano Accompaniment \(MP3\)](#)

Right click and save to your computer.

This song is in the public domain and may be downloaded and reproduced for religious or educational use by churches, schools, homeschoolers, and other non-profit organizations. Due to the very high range of the refrain, I only used the verse of this hymn. If you wish to use it all, it is found in many hymnals.

# Crossword Puzzle



## ACROSS

- A period of time sixty minutes long
- One who steals something
- Man in the Bible who built an ark
- The period from sunrise until sunset

## DOWN

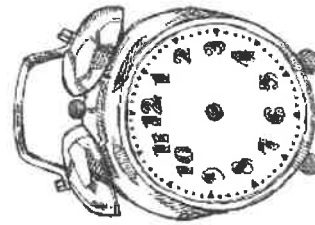
- The time period from sunset until sunrise
- To come back
- To look or observe attentively or carefully
- To be prepared or available for service or action

READY  
THIEF

WATCH  
RETURN

DAY  
NIGHT

HOUR  
NOAH



# What time is it?

Copyright © Sermons4Kids, Inc.  
May be reproduced for Ministry Use

# Children's Worship Bulletin

## What Time Is It?

Matthew 25:31-46

# Word Search Puzzle

U Q Y G R I N D I N G X I O  
H E A V E N C Y S F I C J W Q  
H E X P E C T O O J I U J C B  
M A R R Y I N G N R E A D Y I  
C D G Z R H Y M T H I E F P Y  
A Z E I A F C J K S E M O Z T  
A O H O K A Y P I M T P A O H  
D N N E L T F K O R Y Z M C R  
R S G Q U H L C M J P F T U Y  
I R W E Y E O R B K E A O A Z  
N B O S L R O S L Z W H D G I  
K Y M M L S D I C D R D Z M V  
I O E M E E A T I N G G E S U  
N G N V G N V F S P F A N N L  
G T J Y K G E P E O P L E E F

WATCH  
NOAH  
GRINDING  
FLOOD

FATHER  
DAY  
WOMEN  
EXPECT


PEOPLE  
DRINKING  
ANGELS  
SON

HEAVEN  
COME  
MEN  
EATING

READY  
MARRYING  
THIEF  
HOUR

St. Christopher's Episcopal Church  
2800 Trimmer Rd.  
Killeen, Texas

# Coloring Page



Color the picture, then each day color one star beginning with number one.

# Decoder Puzzle

Each number represents a letter of the alphabet. Substitute the correct letter for the number to reveal the coded word.

1	2	3	4	5	6	7	8	9	10	11	12	13	14	15	16	17	18	19	20	21	22	23	24	25	26
O	H	R	E	I	V	J	F	M	X	Y	G	C	B	S	N	A	Q	K	T	P	W	Z	U	L	D

- 2-4-17-6-4-16 \_\_\_\_\_
- 4-10-21-4-13-20 \_\_\_\_\_
- 20-2-5-4-8 \_\_\_\_\_
- 13-1-9-4 \_\_\_\_\_
- 17-16-12-4-25-15 \_\_\_\_\_
- 2-1-24-3 \_\_\_\_\_
- 3-4-17-26-11 \_\_\_\_\_
- 22-17-20-13-2 \_\_\_\_\_

HEAVEN	WATCH	READY	COME
EXPECT	ANGELS	HOUR	THIEF

# Preparing for Advent

# Advent Calendar (Nativity) Coloring Page



Color the picture, then each day color one star beginning with number one.  
(You could also use star stickers instead of coloring the stars.)