

The Pharisee and the Tax Collector

Theme

We need God.

Object

Bible; blocks to build a tower

Scripture

Luke 18:9-14

Children's Sermon: The Pharisee and the Tax Collector (Luke 18:9-14)

Every child at some time in their life has played with building blocks. I still remember the fun I had as a child building different things from these blocks. One thing that I remember very well is that I used to enter into a contest with another child to see who could build the tallest tower. The one who could stack up the most blocks without their tower falling was the winner. Did you ever play that game?

I thought it might be fun to play the tower game this morning. Here is the way we will play. For every good thing we've done, I will add a block. Let's see if I can build this block high enough to reach heaven. Let's see, where shall I start? (Encourage children to call out good things. Add blocks until the tower falls over.)

Crash! Well, my tower got just a little too tall, didn't it?

Jesus taught His disciples that whenever people think they are so good that they don't need God, they are headed for a fall!

Pick up two blocks and use them to tell the story. One block will be the Pharisee and one will be the Tax Collector. Hold up the appropriate block while you talk.

Jesus told about two men who went to the temple. A temple is like a church. One of the men bragged about all of the great things he did and thanked God that he wasn't like those other sinners in the temple.

The other man, instead of bragging about how great he was, humbly asked God to forgive him for all of the times he failed to be the kind of person that God wanted him to be.

This man knew that he could never do enough good things to be as high as God. This man knew that he needed God.

Jesus was not the least bit impressed with all of the bragging of the first man. After all, when we compare our goodness to the goodness of Jesus, it just doesn't stack up, does it?

Heavenly Father, please help us remember that when we build our lives upon our own goodness, we are headed for a fall. Instead, let us never forget that we need You because You are so good. In Jesus' name we pray, amen.

Sermon Title: "The Pharisee and the Tax Collector"

Scripture Reading: Luke 18:9-14

HUMBLE PIE:

Give each child 6 pieces of a pie-cut-out (of a paper plate) and have them piece them together so that the word HUMBLE (one letter of this word on each piece of pie) will be seen. Each child can try to think of a word for each letter that would explain HUMBLE.

HUMBLE PICTURE FRAME:

Make some picture frames ahead of time using popsicle sticks and glue allowing time for them to be dry for the children to use. The children will paint and/or decorate the frame and either draw a picture of themselves for the frame, or ask the parents for a little picture ahead of time. Children can glue their picture onto a piece of poster board the size of the frame and glue typed words on little slip of colored paper to the bottom of the frame saying, " _____ (child's name) wants to be HUMBLE."

HUMBLE ROCK:

Let the children decorate or paint a smooth rock and write I WANT TO BE HUMBLE... or HUMILITY... Luke 18:14. (They can put it on their dresser at home).

HUMILITY CANDLES:

The teacher will drip glue over the top edges of empty toilet paper rolls and let it dry before the teaching day. Have paint for children to lightly paint over the dried glue drippings (it will look like the candle dripping wax) on the toilet paper roll and a small slip of paper for each child to glue to the bottom section of the roll that will say, "I WILL SHINE FOR JESUS WHEN I AM HUMBLE." Give each child a yellow construction cut-out flame to glue to the inside of the toilet paper roll and take home to remind them to be HUMBLE!

HUMBLE and PRIDEFUL MEN GAME:

On a piece of poster board, let the children trace or draw a stick-man standing up with the arms held up to represent being PROUD. Make another poster with stick-man kneeling to represent being HUMBLE! Let the children take turns holding up one of the cards to another child and that child acts out what the card shows. (Either stand up and put arms up in a prideful way, or kneel with his head down.) Then that child will hold one of his cards up for someone else to do what his card says! During the game, the teacher can have more discussion about Pride and Humility.

HUMILITY ART:

On white paper, children can begin coloring "firmly" with many colors over the top of each other. Then they will press firmly and color over the top with a BLACK CRAYON. Children can then use a toothpick or a pen and write HUMILITY and all the colors will show through and will make a fun picture to remember HUMILITY in a "beautiful way"!

HUMILITY SKIPATHON:

Divide the children into two teams. Let the children practice skipping around the area before starting the game. Each team will take turns skipping to the far side of the room and getting a letter for the

word HUMILITY. The teacher will have the letters for HUMILITY on separate cards before the class time begins. The first team to run back and forth to get the letters for this word and put them in the right order on a wall is the winner. If the teacher desires, the class can then decorate the letters in bright colors and hang on the classroom door and wall.

HUMILITY SCRAMBLE:

Divide the group into two teams. Each child on a team will have a placard in front of them with one of the letters from the word humility. (The child could hold this big card or could wear it with a string around their neck. The teacher can scramble the team up and the team will see who can get in the proper order to spell the words correctly when the teacher says, "GO!"

Song: "To Be Like Jesus"

-

Traditional

[Words and Music \(pdf\)](#)

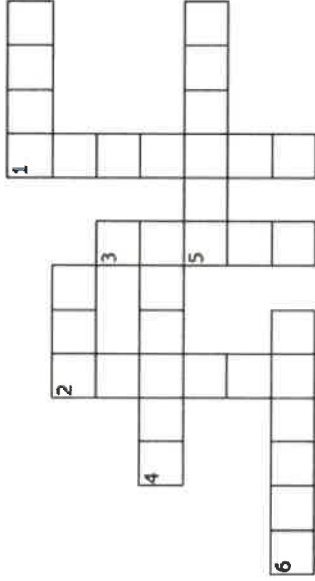
[Piano Accompaniment \(MP3\)](#)

Song: "I Just Wanna Be a Sheep" by Brian Howard

[Song Lyrics](#)

This song is under copyright, so we cannot provide the music.

Crossword Puzzle




ACROSS

- To speak to God
- Money paid to support the government
- Modest, not proud
- Someone who steals from someone
- A person who breaks God's law

TEMPLE	ROBBER	MERCY	SINNER
HUMBLE	PARABLE	TAX	PRAY

DOWN

- A story told by Jesus to teach his followers
- A place of worship
- Showing great kindness and forgiveness



Copyright © Sermons4Kids, Inc.
May be reproduced for Ministry Use

Children's Worship Bulletin

The Pharisee and the Tax Collector

Luke 18:9-14

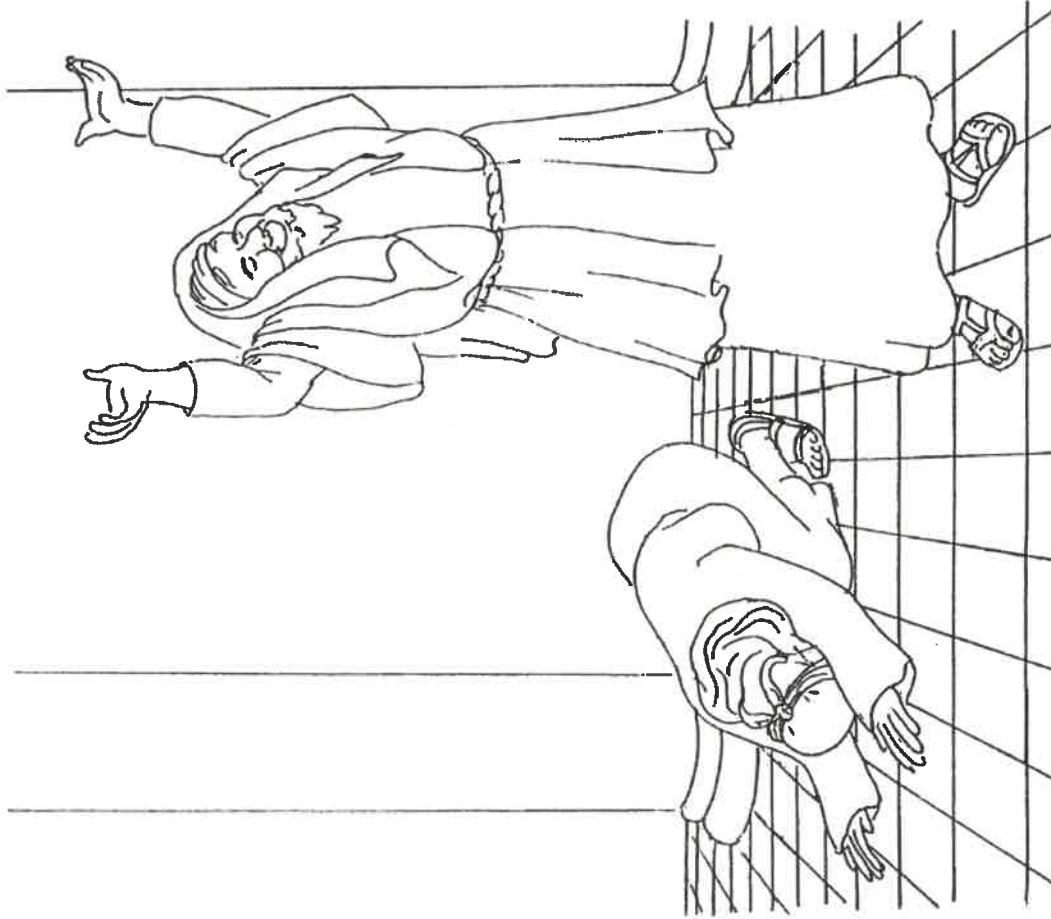
Word Search Puzzle

C J U S T I F I E D E L D W F
 F A F I N L E X A L T K O R Z
 T J I R I G H T E O U S O R
 C C W C A D U L T E R E R S K
 S A O A Z H B C U D S K P V P
 E V I L D O E R S T E M P L E
 C W H O L I V M E C U T M P Y
 T R O B B E R S Z A N V M R F
 H E A V E N C I P E S K E A L
 S U B T H T H I O J R F C K P
 I E M P T T H I O J R F A Y B E
 N W D B W X F A G R F D B K O
 N F T G L N F Z N C F D L W
 E Q L A O E T W R K M J D L W
 R E T C X P H A R I S E E W E

TEMPLE	EXALT	TAX	PARABLE	LOOK
JUSTIFIED	HEAVEN	PHARISEE	RIGHTEOUS	HUMBLE
BREAST	COLLECTOR	ROBBERS	THANK	EVLDOERS
MERCY	PRAY	ADULTERERS	CONFIDENT	SINNER

St. Christopher's Episcopal Church
 2800 Trimmier Rd
 Killeen, Texas

Coloring Page



The Parable of the Pharisee and the Tax Collector

Copyright © CalvaryCurriculum.com
Used by permission

Decoder Puzzle

Each number represents a letter of the alphabet. Substitute the correct letter for the numbers to reveal the coded words.

1	2	3	4	5	6	7	8	9	10	11	12	13	14	15	16	17	18	19	20	21	22	23	24	25	26
S	V	T	K	Q	B	W	H	C	R	M	L	D	O	U	G	A	Z	F	E	X	P	Y	J	I	N

- 22-17-10-17-6-12-20 _____
- 8-20-17-2-20-26 _____
- 11-20-10-9-23 _____
- 20-21-17-12-3 _____
- 3-20-11-22-12-20 _____
- 8-15-11-6-12-20 _____
- 22-10-17-23 _____
- 1-25-26-26-20-10 _____

MERCY	PARABLE	SINNER	PRAY
EXALT	HEAVEN	TEMPLE	HUMBLE



“God, have mercy on me, a sinner.”
Luke 18:13

The Pharisee and the Tax Collector Coloring Page



The Parable of the Pharisee and the Tax Collector
Luke 18:9-14