

# Lost and Found

## Theme

God's love and forgiveness.

## Object

"Lost Dog" flyer. You can create one on your computer or use this one.

## Scripture

"But the father said to his servants, 'Quick! Bring the best robe and put it on him. Put a ring on his finger and sandals on his feet. Bring the fattened calf and kill it. Let's have a feast and celebrate. For this son of mine was dead and is alive again; he was lost and is found.' So they began to celebrate." Luke 15:22-24 (NIV)

As I walk through our neighborhood, I often see signs like this one. (Hold up the flyer advertising a lost dog.) "Lost Dog. Our little dog, Rascal, has been missing since March 1st. We love Rascal very much and we want him back. If you find Rascal, please call us at 772-5512. \$25 Reward."

When I see signs like this, I feel a touch of sadness. I can just imagine a family watching and hoping that their dog will come home. I can imagine the excitement they must feel every time the phone rings -- hoping that the call will be from someone who has found their lost dog. I think of how they must worry and hope that their little dog is safe.

Have you ever lost something that was very precious to you? How did you feel? Have you ever found something that you had lost? If so, how did you feel when you found it?

In our Bible lesson today, Jesus told a story about a man who lost something that was very precious to him. The story also told of the man's joy when that which he had lost was found. This is the story that Jesus told.

A man had two sons. The younger son asked his father to give him his share of the inheritance that he had coming to him. The father gave it to him, and the boy left home to go out and see the world and have some fun. The father was broken-hearted. He had lost one of his sons.

It wasn't long before the boy had wasted all of his money on wild living. He had no money to buy anything to eat, so he got a job feeding pigs. Can you imagine sloshing around in the mud with a bunch of smelly pigs? It was the worst job you can imagine, but he was so hungry that even the food that he was feeding the pigs looked good to him.

The boy looked around at the situation he had gotten himself into and said to himself, "My father's servants live better than this! I will return home and beg for the forgiveness of my father and ask him to take me back as a hired servant." As the boy approached his father's house, his loving father, who had been watching and hoping for his son's return, saw him coming and ran to meet him. He threw his arms around him and hugged him and kissed him.

The father was so happy that his son had returned, that he gave him a robe and placed a ring on his finger. He ordered his servants to prepare a feast. "My son was dead and now he is alive. He was lost, but now he is found."

Jesus told this story to show the kind of love God has for his children. When one of God's children strays away, He always welcomes him with open arms when he returns home. Aren't you glad that you have a heavenly Father who loves you, even when you may not deserve it? I am!

Dear Father, we thank you for your unfailing love. We are thankful that even when we stray, you welcome us home with open arms. In Jesus name we pray. Amen.

Interactive Group Activities  
by Carol Williams & Charles Kirkpatrick

**Sermon Title:** "Lost and Found"

**Scripture Reading:** Luke 15:11-32

**STORY TELLING TIPS:** Tell the story with a few "actions" along the way. Have the children hold up one finger on each hand when the story tells about a man having TWO sons. Put play money on the table when the son asks the father for his share of the inheritance. Have everyone show a "sad face" when the father was 'broken-hearted'. Take the money OFF the table when the story says it wasn't too long before the son's money was all wasted and gone!! Everyone SNORT when the son is feeding the pigs and to hold their noses and say pee-hew when the son is sloshing around in the mud with a bunch of SMELLY PIGS. Have the children turn their heads from side to side, when the son finally "looks around him and at his situation". Children will enjoy doing the actions once again while teacher is telling the story OR a CHILD can tell the story again and have other class mates doing the actions! They will NOT forget this story when they go home, after the actions and fun!

**STORY PROPS:** Hand one object to each child and let them tell what their object had to do with today's story, such as money, sandals, food scraps, plastic pig, plastic cow or a picture, balloon and party invitation, a ring and some binoculars.

**WELCOME HOME BROWN BAG SKIT:** Divide the class into two teams: Have two identical brown bags filled with a ring, robe, sandals, a bed tray (to set up as a table for the feast), little cloth for table cloth and a silk flower and vase for effect, and a few food items for the "feast" such as crackers, drink, candy packets, etc (and this will be used for the treat for the class as well). Have each team unpack the brown bag and put the "lesson together". They have now heard the story and will be able to understand the feast and such when the son had returned! Discussion about how the father must have felt... and how the son must have felt also (excited to be "home, sad to have hurt his father and lost all the money, surprised to be treated so well, etc).

**SPENDING MONEY AUCTION:** Give out pretend money (coins or bills). Teacher should have some very small objects that children can buy (Bible book stores have small items or very little items around the house). When the children's' money is all gone, bring out a BIG item that no one has money to buy to illustrate the prodigal son's running out of money, even for FOOD and discussion about the story!

**I AM FOUND WALL HANGING:** Print out the words to the hymn, THE LIGHT OF THE WORLD IS JESUS and "fancy cut" with scissors around the song. Highlight the words, "once I was lost, but now I am found", and have children decoupage the song sheets to a thin board or construction paper for a reminder of God's love and forgiveness and how he "found us." This activity will work well by brushing the picture with (Elmer's) white crafts glue and let dry for a shiny, clear look.

**CELEBRATION POSTER:** Write the word CELEBRATE in many colors and styles of writing all over the poster. (children love to get creative) After writing the main words in BLACK.... "once I was lost but now I am found... by JESUS..... or JESUS FOUND ME! Poster can be decorated then with squiggles, stars, dots, etc! Have a discussion about the celebration when the father found the son!

For younger children --- this poster can be printed with little dots ahead of class time for the younger one to just TRACE the "celebrate" letters! They can decorate the poster then with squiggles, stars, etc!

**LOST AND FOUND:** Let the children play hide and seek with a small object that the teacher will hide in a designated. As soon as a child has found the object that the teacher told the class to find, then another object will be suggested to FIND and children will attempt to find that one; continue to play with various objects to be found as time allows or for the number of objects that the teacher has hidden.

**PIG SNORTING CIRCLE:** Have the children form a large circle. The children will take turns SNORTING at the child on their right (just ONE snort) and no one is allowed to laugh while SNORTING or being SNORTED at, but all the other children can laugh. IF a child laughs while snorting or being snorted at, they are out of the game and must sit in the "pig pen".

**BALLOON POPPING:** Place one sin of the prodigal son on a small piece of paper and place it inside a balloon. Blow up all the balloons before class time and place in an area called the "pig pen". Let the children take turns popping a balloon and then read the sin of the prodigal son that they find inside the popped balloon.

**PIG BAG:** Give the children a brown paper lunch bag to make a PIG puppet. Ahead of time the teacher will need to draw 4 hooves to cut out; 2 ears, 2 eyes and one snout, a curly tail from paper or a pipe cleaner tail. Children can tape on the pig parts to form their pig bag and can share today's story with the class.

**PIG PEN:** Craft sticks and glue can be given to the children to build a small pig pen,

laying the craft sticks in a square to several levels. Add pictures of pigs to the bottom of the pig pen and have children write a sin of the prodigal son on each pig.

**GROUP HUG:** Have a big group hug (like the hug that father gave his son when he returned home) and tell the children that this is the kind of love that God has for His children. When one of God's children strays away, He always welcomes him home with open arms. God loves us even when we don't deserve it! PRAY together in closing!!

**Song: "The Prodigal Son" by Charles & Elaine Kirkpatrick**

Words and Music (pdf)



MP3 Piano Accompaniment - Right click and save to your computer.

**Song: "Lord, I'm Coming Home" by William J. Kirkpatrick**

Words and Music (pdf)



MP3 Piano Accompaniment - Right click and save to your computer.

These songs may be freely downloaded and reproduced for religious or educational use by churches, schools, home schoolers, and other non-profit organizations.

**About Carol Williams**


Carol and her husband have served churches in Illinois, Minnesota, Mississippi, Michigan, and Indiana. Carol loves to work with children so you will find her teaching in Junior Church and children's Sunday School. She also has clowning ministry in which she is known as Bubbles tc (the clown).

Copyright © 2001-2022 Sermons4Kids, Inc.

All Rights Reserved

Sermons4Kids.com

# The Parable of the Lost Son



Bring the fattened calf and kill it. Let's have a feast and celebrate. For this son of mine was dead and is alive again; he was lost and is found.' So they began to celebrate. Luke 15:23-24 (NIV)

Each number represents a letter of the alphabet. Substitute the correct letter for the numbers to reveal the coded words.

1	2	3	4	5	6	7	8	9	10	11	12	13	14	15	16	17	18	19	20	21	22	23	24	25	26
I	J	H	O	W	Z	B	D	L	N	A	U	M	T	E	P	X	S	K	F	V	Q	R	C	Y	G

1. 18-4-10-18 \_\_\_\_\_

2. 20-4-12-10-8 \_\_\_\_\_

3. 16-1-26-18 \_\_\_\_\_

4. 18-14-11-23-21-1-10-26 \_\_\_\_\_

5. 5-15-11-9-14-3 \_\_\_\_\_


6. 20-11-14-3-15-23 \_\_\_\_\_

7. 19-1-18-18-15-8 \_\_\_\_\_

8. 9-4-18-14 \_\_\_\_\_

FATHER	WEALTH	PIGS	FOUND
SONS	STARVING	KISSED	LOST

# The Parable of the Lost Son



'Bring the fattened calf and kill it. Let's have a feast and celebrate. For this son of mine was dead and is alive again; he was lost and is found.' So they began to celebrate. Luke 15:23-24 (NIV)

Enter the correct words in the boxes based on the shape of the letters.

1.

5.

2.

6.

3.

7.

4.

8.

father	wealth	pigs	lost
sons	starving	kissed	found

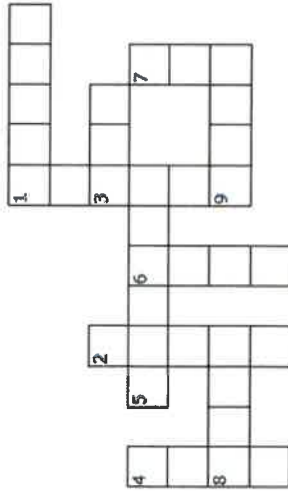
# Crossword Puzzle

# Children's Worship Bulletin

## The Prodigal Son

Luke 15:11-32

## Word Search



### ACROSS

- When something which was lost has been relocated. (I \_\_\_\_\_ my dog).
- The number that is equal to one plus one.
- A large amount of money and other valuable possessions.
- Your male children.
- A piece of jewelry, generally made of precious metal and worn on the finger.

### DOWN

- A male parent.
- A large special meal to celebrate something or honor someone.
- To touch or press your lips against another person as a greeting or to express love.
- To not be able to be found. (I \_\_\_\_\_ my dog.)
- Farm animals with pink, brown, or black skin, short legs, and a flat nose.

TWO	SONS	FEAST	RING	FOUND
PIG	WEALTH	FATHER	LOST	KISS



Copyright © Sermons4Kids, Inc.  
May be reproduced for Ministry Use

Q N S O N S C U C B F E E X A S  
R F A Y J U W O E N T E Z L N  
K K A U V R G O U A B U A O Z  
K N Y T F E E D R N H O I S E  
U P S L H B U B Q A T S N H T  
E R M T U E E F D I S R K I A  
S O B Q A L R H A P W Y R E  
T P C Z E R C G P T I E J E U  
A E L C M A V M J F G A C D A  
T R M Z M O O I D G S L T L U  
E T G O L C E N N S N T R T D  
X Y T Y A N U I K G O H W X T  
O S H H I O R K I S S E D S Y  
U F M T F P D Y Z H F O O D K  
I I U H U Z S P E N T L C W U

COUNTRY	CELEBRATE	COMPASSION	FEED	ESTATE
SPENT	WEALTH	PIGS	FEAST	SONS
LOST	STARVING	FOOD	KISSED	HIRED
FOUND	RING	FATHER	PROPERTY	STOMACH

Your Church Name Here  
Anytown, Anywhere



# Color Me!



**Jesus told the parable of the prodigal son.  
Luke 15:11-32**

Copyright © CalvaryCurriculum.com  
Used by Permission

# Dot to Dot Puzzle

Connect the dots to complete the picture.



Copyright © Church of God International  
Used by Permission