

Living a Fruitful Life

Theme

God expects us to be fruit-bearing Christians.

Object

A bowl full of different kinds of fruit.

Scripture

..."A man had a fig tree, planted in his vineyard, and he went to look for fruit on it, but did not find any. So he said to the man who took care of the vineyard, 'For three years now I've been coming to look for fruit on this fig tree and haven't found any. Cut it down! Why should it use up the soil?' " 'Sir,' the man replied, 'leave it alone for one more year, and I'll dig around it and fertilize it. If it bears fruit next year, fine! If not, then cut it down.' " Luke 13:6-9 (NIV)

Look what I have...apples, oranges, peaches, and bananas. Yum! Yum! I think I'll have a delicious snack right now. How about you? Would you like to join me? Do you know what I think would be great? I think it would be great to have a lot a fruit trees in your yard so that any time you wanted a snack, you could just go out and pick a piece of fruit off of the tree. But what if you had an fruit tree in your yard that never had any fruit on it? It wouldn't be good for anything except shade, would it?

In our Bible lesson today, Jesus told a story about a man who planted a fig tree in his garden. After some time had passed, he went to look for some fruit on the tree, but there was none. Year after year he watched the tree, but the tree never produced any fruit. Finally, the man went to the gardener who took care of the tree and said to him, "For three years I have been coming to look for fruit on this fig tree and haven't found any. Cut it down! It is just taking up space in the garden."

The gardener answered, "Please, sir, give it one more chance. Leave it for another year. I will give it special attention. I will dig around the tree and give it plenty of fertilizer. If the tree produces fruit next year, great, if not, then you can cut it down."

In telling this story, Jesus was really talking about us and about God. God has "planted" us here on this earth and he expects us to produce good fruit in our life. What kind of fruit does he expect? When He looks at the way we live our life, he wants to see things like love, joy, peace, patience, kindness, and gentleness. There are times when he is disappointed in what he sees, but he is willing to give us another chance.

What can we do to help us produce the kind of fruit that God expects? We can worship regularly, read God's Word, and pray. Those things will help us to live a fruitful life. Let's pray right now and ask God to help us.

Heavenly Father, we know that you expect good things from your children. Help us live a life that will be pleasing to you. In Jesus' name we pray. Amen.

Interactive Group Activities
by Carol Williams & Charles Kirkpatrick

Sermon Title: "Living a Fruitful Life"

Scripture Reading: Luke 13:1-9

BIBLE VERSE RELAY: Divide the children into two teams. Each team member will take a turn running to their Bible verse basket and taking one strip of words from from today's Bible verse and run quickly back to the team. Team members will continue to run and select a strip of words until all the strips are gone. The team will then gather together in a circle and put the Bible verse together in the correct order on the floor. The first team to get the Bible verse in the correct order will win the game and will READ THE VERSE out loud to the class.

FRUIT TREE RELAY: The teacher will draw different kinds of fruit on construction paper and cut it out before class begins. Be sure there is one of each type of fruit for each team. The fruit will be hidden around the room. Divide class into teams. When the teacher says -- FIND THE BANANA -- the entire team can hunt for one banana and run back to their starting area. Continue with finding fruits such as FIND THE APPLE, FIND THE ORANGE, FIND THE MANGO, FIND THE GRAPES, etc. After each "fruit find", the team will return. Each fruit can have a word from our Bible lesson today and children can tape their fruit to a poster board tree that has been made for each team after their fruit has been found. Children will enjoy watching their FRUIT TREE get more and more fruit with all the fruit that they are finding.

FRUIT PUZZLES: Let the children draw a large piece of fruit on a piece of construction paper. Cut around the outside tracing of the fruit. Write fruits of the Spirit on their fruit (love, joy, peace, etc). Then the children will cut their puzzle into 5-10 pieces (Depending on age of children. Older children could cut the puzzle into more pieces) The children can then then exchange their puzzle pieces with another child to let that child try to put the puzzle together. Children will enjoy watching another child put their puzzle together. If time allows, let children put their own puzzle together once again and glue the completed puzzle to a piece of construction paper or poster board.

WATERMELON FRISBEE: Give each child paper plate. Use GREEN watercolor or tempera paint to paint around the edge of the plate. Use RED watercolor or tempera paint to paint the center of the plate. Use black paint to paint seeds in the red area of the plate. When all of the paint is dry, the children can enjoy tossing their watermelon Frisbee around the room.

POPSICLE STICK APPLE CORE CRAFT: The children will begin by gluing three jumbo Popsicle sticks together. Set them aside to dry while they cut two semicircles to form the top and bottom of the apple. Glue one semicircle at the top of the Popsicle sticks and the other at the bottom. On the center stick, use a black marker to draw apple seeds. Cut out a stem from some brown construction paper and leaf from green construction paper and glue them to the back of the Popsicle sticks. (See illustration [here](#).)

HIDDEN FRUITY PUZZLE: Write today's Bible verse on a piece of poster board. Cover the words with pictures of fruit from a magazine or fruit that the teacher has drawn and cut out. Let the children call out a fruit to be taken off the board and try to say the Bible verse. If unable to recite the verse, then another child can ask for a fruit to be removed from the board. Continue until the children can read all of the verse.

FRUIT BEARING CHRISTIANS: Divide the children into pairs. Give each pair a piece of paper that they can try to draw a person (looking at each other for ideas of hair, face, clothes, etc) and cut the outline of the "person". Have the children write on their drawn person, "FRUIT BEARING CHRISTIAN" and write words that represent bearing fruit, such as, WORSHIPS REGULARLY, READS GOD'S WORD, PRAYS, SHARES JESUS WITH OTHERS, LOVING, JOYFUL, ETC. Tape the drawn people to the classroom wall.

SHARE A FRUITY SNACK: Have samples of fresh fruit for children to enjoy, or dried fruit or fruity candy snacks. Have children take turns naming a fruit of the Spirit, or go around in a circle, saying the fruits of the Spirit as quickly as they can and go faster and faster!

Song: "The Fruit of the Spirit" by Charles Kirkpatrick

[Words and Music PDF](#)

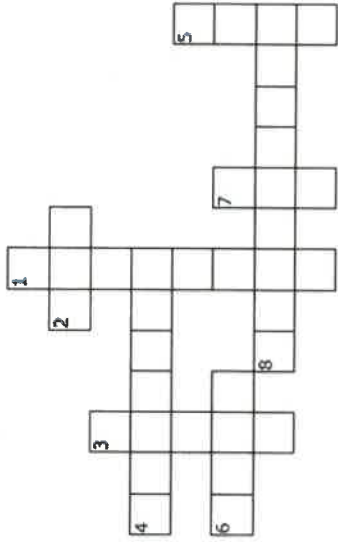


[Acomaniment Track MP3](#)

About Carol Williams

Carol and her husband have served churches in Illinois, Minnesota, Mississippi, Michigan, and Indiana. Carol loves to work with children so you will find her teaching in Junior Church and children's Sunday School. She also has clowning ministry in which she is known as Bubbles the clown.

Crossword Puzzle



ACROSS

- The sweet, pear-shaped, fruit of a plant found in Bible lands.
- A simple story teaching a moral or religious lesson.
- The top layer of the earth's surface favorable to plant growth.
- To spread a something on land or plants to help plants grow.

DOWN

- An area of ground planted with vines and fruit trees.
- The usually sweet-tasting part of a tree which can be eaten.
- A large plant with a trunk, limbs, branches, and leaves.
- To break up and move dirt using a shovel.

DIG	VINEYARD	TREE	PARABLE
FIG	FERTILIZE	SOIL	FRUIT



Copyright © Sermons4Kids, Inc.
May be reproduced for Ministry Use

Children's Worship Bulletin

Living a Fruitful Life

Luke 13:1-9

Word Search

K E Q J O S E L E H D I G G A
 Z Q D T H J C A A I A Y L P L
 Q U B O G Z R T L O O K J A O
 L D A L V I N E Y A R D T R N
 W E E D P T R C S L X J L A E
 Z K X R H L O X B K S P B V
 F R U I T R V H K R R B Q L V
 V V Y L F E R T I L I Z E E W
 K G P U D E K A F X O L P Z A
 H R K T S Y E A R S F O D G E
 M T U S D E Y Q L C N N U E N
 F C I G O O W O E M I Q R K G
 S S B F K I W L A F L T L I Z
 I I L M A N L N V D S V F C Z
 P L A N T E D W E P M H Z H L

LEAVE	PARABLE	FRUIT	LOOK	THREE
VINEYARD	MAN	SOIL	FERTILIZE	FIG
TOLD	TREE	DIG	FIND	DOWN
YEARS	USE	PLANTED	CUT	ALONE

St. Christopher's Episcopal Church
Killeen, TX
www.stchriskilleen.com

Coloring Page




The Parable of the fig tree.

Luke 13:1-9

God wants us to bear good fruit!

Decoder Puzzle



Just for KIDS

Fruit of the Spirit

In the summer we watch flowers, vegetables and fruit grow from tiny seeds and buds. That is also how we grow as children of God – from tiny beings. And as we grow, we need to grow “fruit of the Spirit.” In Galatians 5:22-23 we read about those “fruit of the Spirit.”

Find the “fruit of the Spirit.”

Write the letter from each fruit onto the numbered lines below.



1 2 3 4

5 2 6

7 4 8 9 4

7 8 10 11 4 12 9 4

13 4 14 15 9 2 12 10 16 2 1

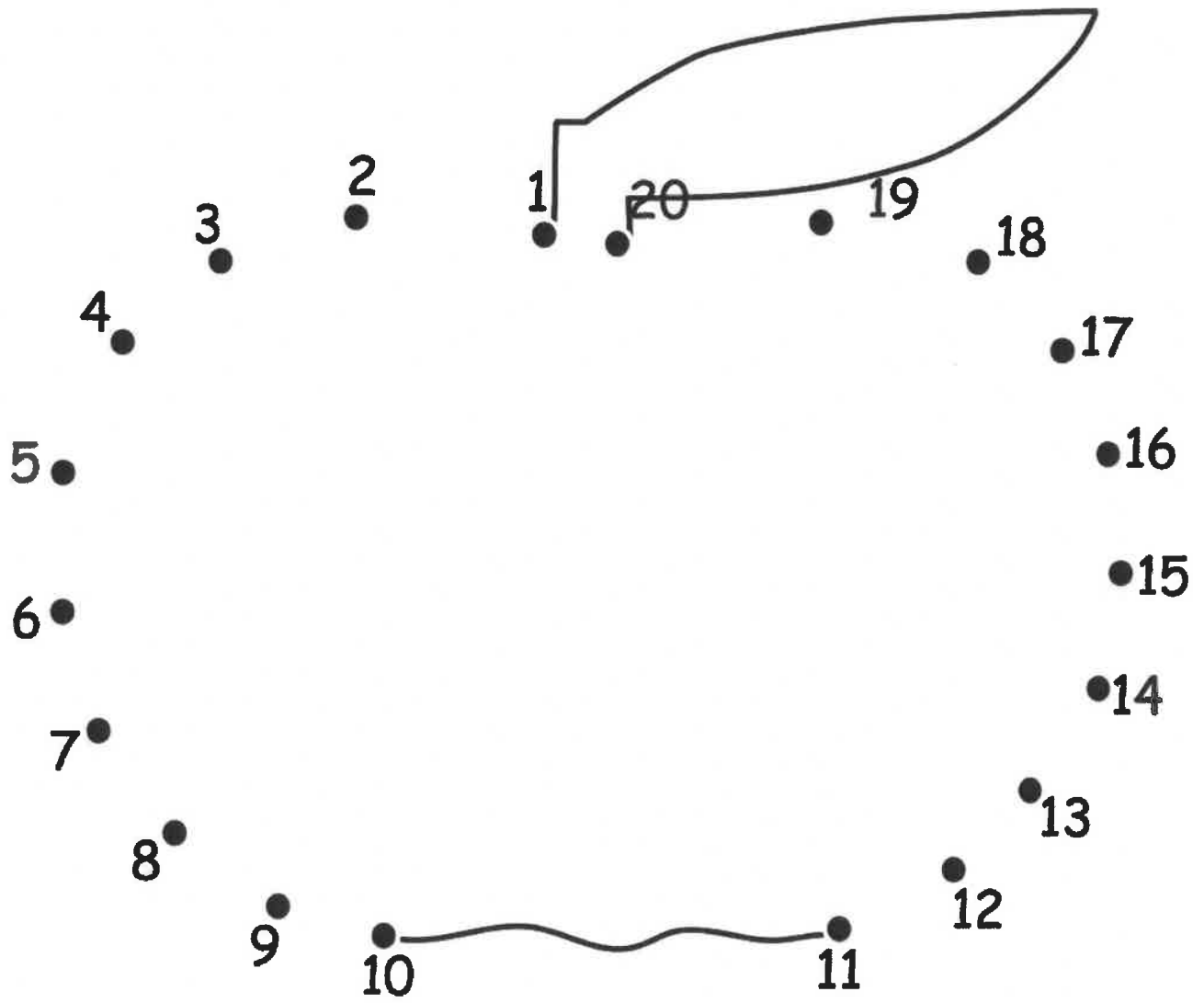
17 11 12 18 12 4 13 13


19 2 2 18 12 4 13 13

15 8 11 10 20 15 21 14 12 4 13 13

19 4 12 10 14 4 12 4 13 13


Apple





The
Parable
of the
fig tree.

Luke 13:1-9



God wants us to bear good fruit!

Sermons4Kids.com