

The Golden Rule

Theme

Love one another — even your enemies.

Object

Items for a king or queen's costume, such as a crown, a staff, or a robe; an armchair

Scripture

Luke 6:27-38

(Put on the royal costume and sit in the arm chair.) What do I look like to you? (Pause for kids to identify that you are a king or a queen.) That's right. Pretend I'm the ruler. And what does a ruler do? (Pause for responses.)

A ruler makes rules. Only, I think I need some help with the rules. So let me ask you...

- If you were ruler, what would your number one rule be, and why? (Have children take turns holding a royal object from your costume when they share. If time allows, invite them to take turns on the throne.)

Those were some interesting rules you all came up with. Today we're reading in the Bible about something Jesus, our King, said was important to do. Many people call this "The Golden Rule." (Invite kids to share if they know what it is.)

Jesus taught that loving one another, even people we don't get along with is really important. And one way we do that is to treat others how we want to be treated. So if we want others to welcome us when we're new to their school, then we do that for others. Or if we want others to be kind to us, we are kind to others. We'll learn more about that today.

Dear God, we want to treat others with love as Jesus taught us to do. Help us to do that well. In Jesus' name, amen.

Interactive Group Activities
by Carol Williams & Charles Kirkpatrick

Sermon Title: "The Golden Rule"

Scripture Reading: Luke 6:27-36

Memory Verse: Do to others as you would have them do to you. Luke 6:31 NIV

HEART RUN: Divide the class into teams and each team will run a relay of a HEART RUN by running to the basket on the other side of the room and grabbing a cut out heart and taping it on their shirt and running back to the team for the next player to run to the basket and grab a heart and pin it on the shirt and continue to play until all the team has completed their heart run.

HEART MAZE: Set up an obstacle maze course for children to follow the hearts in the correct order. The hearts all along the maze course will be numbered one to twenty for the children to follow. When the children reach the end, they will decorate a heart and bring it back to place it on giant poster board heart on the classroom wall. Children can write on the heart words such as LOVE YOUR ENEMIES, or PRAY FOR YOUR ENEMIES, etc.

PIN CROSS ON HEART: Let the children take turns being blindfolded and turned around and around and then pin or tape a cut-out cross to a giant heart on the wall. A variation to the game might be to have the children try to tape a small heart with their name on it to a large cross on the wall, so that when the game is over, there will be many hearts on the cross. Then PRAY together as a class for all of their enemies to see JESUS in their HEART and to LOVE them as Jesus wants us to love them.

HEART BOOKMARKERS: Provide the children with various colored heart cut-outs to glue to a book mark that they will decorate and write LOVE MY ENEMIES, or to write today's Bible verse on the marker.

HEART WREATH: Give each child a paper plate that has the middle cut out of it so plate will act as a wreath for children to tape or glue cut-out hearts of various colors around the edge of the paper plate. Hang the plate by a string or yarn. On many of the hearts, the children may want to draw pictures or write names of others to pray for.

HEART BUTTON PIN: Give the children construction paper, markers, stickers and glitter to decorate a badge that they can attach to their shirts. Children may write things such as LOVE AND PRAY FOR MY ENEMIES on the badge when decorating it. Tape the badge to their shirt, or hot glue a safety pin to the back to pin to the child's shirt.

HEART PRAYER: Place a large red heart on the table or tack it to the classroom wall. Let the children take bright markers to take turns writing words from today's prayer on the heart. ("Father, it is easy to love those who love us. Help us to love our enemies so that they might know that we are your children. In Jesus' name we pray, AMEN.) Around the edge of the heart, have the children to write their name in one continuous border for the heart.

HEART MOBILE: Let the children decorate an empty paper towel roll with colored paper and stickers. Cut out and decorate hearts from construction paper. Attach the hearts to the decorated paper roll with short pieces of yarn. Each heart may have parts of today's lesson or Bible verse written on it. Place a long piece of yarn or string all the way through the paper roll and tie at the top for hanging.

LOVE CHART: This activity can be done on a large sheet of poster board or as a chalkboard activity. Let each child draw a heart and write a reason inside the drawn heart that they should love others. This can lead to a group discussion of why and how to love others, as well as problems that children might face in dealing with an "enemy".

SHARE A SNACK: Heart-shaped cookies would be fun to frost and decorate and ENJOY!

Song: "Jesus Loves the Little Children"

[Sheet Music \(PDF\)](#)

[Piano Accompaniment \(MP3\)](#) Right click and save to your computer.

Song: "Love One Another" - Charles Kirkpatrick

[Sheet Music \(PDF\)](#)

[Piano Accompaniment \(MP3\)](#)

About Carol Williams

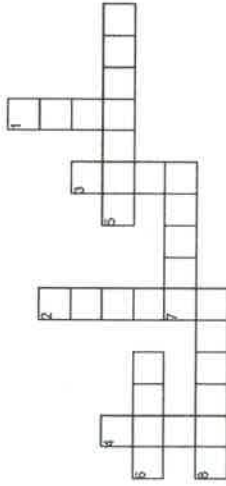
Carol and her husband have served churches in Illinois, Minnesota, Mississippi, Michigan, and Indiana. Carol loves to work with children so you will find her teaching in Junior Church and children's Sunday School. She also has a clowning ministry in which she is known as Bubbles tc (the clown).

Copyright © 2001-2022 Sermons4Kids, Inc.

All Rights Reserved

Sermons4Kids.com

Crossword Puzzle



HORIZONTAL

- 5. Persons you know and like very much
- 6. Something that is pleasing; morally upright
- 7. Any person or group that is opposed to you
- 8. Something good received in return for good behavior

VERTICAL


- 5. Persons you know and like very much
- 6. Something that is pleasing; morally upright
- 7. Any person or group that is opposed to you
- 8. Something good received in return for good behavior

ENEMY
WICKED

LOVE
HATE

FRIENDS
GOOD

REWARD
PRAY



Love Your Enemies


Copyright © Sermons4Kids, Inc.
May be reproduced for Ministry Use

Children's Worship Bulletin

The Golden Rule

Luke 6:27-38

Word Search Puzzle



FATHER
ENEMIES
REWARD

BLESS
SINNERS
CURSE

WICKED
HATE
MISTREAT

GREAT
LOVE
MERCIFUL

St. Christopher's Episcopal Church
Killeen, Texas

Coloring Page



"Do to others as you would have them do to you."
 Luke 6:31

Decoder Puzzle

Each number represents a letter of the alphabet. Substitute the correct letter for the numbers to reveal the coded words.

A	B	C	D	E	F	G	H	I	J	K	L	M	N	O	P	Q	R	S	T	U	V	W	X	Y	Z
1	2	3	4	5	6	7	8	9	10	11	12	13	14	15	16	17	18	19	20	21	22	23	24	25	26

- 6-18-9-5-14-4-19 _____
- 12-15-22-5 _____
- 23-9-3-11-5-4 _____
- 8-1-20-5 _____
- 16-18-1-25 _____
- 7-15-15-4 _____
- 5-14-5-13-25 _____
- 18-5-23-1-18-4 _____

FRIENDS	LOVE	WICKED	HATE
PRAY	GOOD	ENEMY	REWARD



LOVE YOUR ENEMIES

(LUKE 6:27-36)



"Do to others as you would have them do to you."

Luke 6:31