

Jesus Raises Lazarus From the Dead

Theme

Jesus weeps with his children.

Object

A small clear bottle with a little water in it.

Scripture

John 11:1-45

In the book of Psalms, David asked God to put his tears in a bottle. (Psalm 56:8) Do you see this little bottle? I call it "My Tears Bottle." These aren't real tears, it's just water, but it reminds me of the times that I have cried real tears. Now, I don't know that God keeps our tears in a bottle like this one, but I do believe that God sees our tears and hears us when we cry.

Do you ever cry? Of course you do. What is something that makes you cry? (Allow responses.)

Unlock this full lesson now...

Animated Bible lesson, full lesson plans, and better handouts

Unlock Free →

I made a list of some things that make us cry.

Raise your hand if you've ever fallen down and hurt yourself so badly that you cried. (Allow responses.)

Raise your hand if you ever have been so sad that you cried. (Allow responses.)

Raise your hand if someone hurt your feelings and you cried. (Allow responses.)

Raise your hand if you've ever cried because someone else was crying. (Allow responses.)

We all cry, don't we? Did you know that Jesus cried? The shortest verse in the entire Bible says, "Jesus wept." I know of at least three things that made Jesus cry.

The Bible tells us that Jesus cried when He prayed for others. It says, "While Jesus was here on earth, he offered prayers and pleadings, with a loud cry and tears." (Hebrews 5:7 NLT)

The Bible also tells us that Jesus cried when He saw people who were missing out on what God wanted for them. Luke tells us that as Jesus approached Jerusalem and saw the city, He wept over it and said, "I wish that even today you would find the way of peace. But now it is too late, and peace is hidden from you." (Luke 19:41-42 NLT)

Another time, the Bible tells us that Jesus cried when friends of His were hurting. Jesus had a friend named Lazarus who became very sick. His sisters, Mary and Martha, sent word to Jesus and asked Him to come and heal Lazarus, but when Jesus arrived, Lazarus had already died. The Bible tells us that when Jesus saw Mary weeping because her brother had died, He cried too. That isn't all that Jesus did; listen to what happened next.

Jesus went with Mary and Martha and some others to visit the grave where Lazarus was buried. It was a cave with a large stone across the entrance. When they arrived at the tomb, Jesus said to some of the men who were with them, "Take away the stone." Then Jesus called in a loud voice, "Lazarus, come out!" And Lazarus walked out of the grave. I imagine that when she saw that, Mary's tears of sadness turned to tears of joy.

We all cry, and I am glad that we have a Savior who weeps too. I am glad that He loves us so much that He hurts when we are hurting. He feels our pain. He sees our tears and He keeps our tears in a bottle.

Dear Jesus, it is comforting to know that when we cry, You cry with us. But it is even more comforting to know that You have power over death and the grave and that one day we will be in heaven with You--and then there will be no more tears. In Jesus' name, amen

Sermon Title: "A Savior Who Weeps"

Scripture Reading: John 11:1-45

WATER RUN:

Divide children into teams or just let all children take turns at how long it will take them to fill a little dixie cup half full with water drops from a medicine dropper. Children will have to learn how to suck up the water from a bowl into the medicine dropper and then squeeze into a mini dixie cup.

TEAR DROP HUNT:

Before classtime, the teacher can cut out large tear drop drawings with a word on each tear drop of things that make us cry or words from today's lesson. The children can be sent out to find some tear drops and bring back to the classroom table and discuss the words on the tear drops and then tape to a poster that will have a large title - JESUS WEEPS WITH HIS CHILDREN.

TEAR DROP BOTTLES:

Provide each child with a small baby food jar (or similar small bottle) and give children supplies to write words from today's lesson or Bible verse on a strip of colored paper to tape onto the small bottle. Let children place a few drops of water in their jar to take home and to remember today's lesson and to encourage the children that JESUS WEEPS with them when they cry.

ROCK PAINTING:

Let each child choose a rock from a pile of rocks, to paint or to use bright color markers on the rock, to paint a large tear drop on the rock and write in marker that JESUS CRIES WITH US, or that JESUS HAS POWER OVER DEATH AND THE GRAVE.

NO MORE TEARS ART:

Give children a piece of paper for each child that has several tracings of tear drops on the paper. At the top, children can write NO MORE TEARS IN HEAVEN, and encourage children to turn each drawing of a tear drop into a picture of a happy face, or the grave stone rolled away or a bottle of tears, etc. Children will enjoy turning the "tears" into some positive from our lesson today.

JESUS WEPT CARD:

Children can each be given a colorful piece of construction paper and markers and stickers to make this card. Tell children to fold their paper into 3 sections and to draw on each section one of the things that made Jesus cry, from our lesson today. Either words or pictures could be done on their tri fold paper. On the other side of the paper for the 3 sides, encourage children to draw or write and decorate 3 things that make THE CHILD cry and to remember that JESUS CARES and that HE CRIED TOO!

ROCK COLLAGE:

Give children construction paper to cut out a large rock and glue onto another piece of paper. Have tiny pieces of tissue paper for children to "wad" up and to glue onto the rock. Tell children that every little tissue paper "wad" can stand for the times that we cry and that JESUS understands and the ROCK will stand for the large stone across the grave entrance and that JESUS HAS POWER OVER DEATH AND THE GRAVE and that one day we will be in heaven with no more tears!!

HEAVENLY CLOUDS:

Provide children with paper and cotton balls to draw several clouds and glue little pieces of the cotton balls around the edges of the clouds. Let children color and decorate the clouds with pictures and words to show there will be no more tears in heaven.

BIBLE ART:

Children can draw a Bible and cut it out. Then trace that Bible onto a larger paper and glue the two Bible tracings together. In various colored markers, children can decorate and write JESUS WEPT. With pencil or pen; children can write some of the reasons that Jesus wept. Encourage children to take their "Bibles" home this week and to remember that JESUS cried and HE cries with us and understands!

SING A SONG:

JESUS LOVES ME; THE B-I-B-L-E

SNACK TIME:

M&M treats! As children nibble on their small treats, tell them to name things that make them cry and also the children can then go over the GOSPEL story of what each color stands for to remind them of GOD's LOVE for them and "NO MORE TEARS in Heaven... the YELLOW M&M! Brown candy is for dirty sins, red for Jesus' blood that washed our sins away, green for Christian growth, blue for baptism and the YELLOW M&M for heaven!!

Song: "Jesus Is My Best Friend"

[Words and Music \(pdf\)](#)

[MP3 Piano accompaniment Track \(right click to save to your computer\)](#)

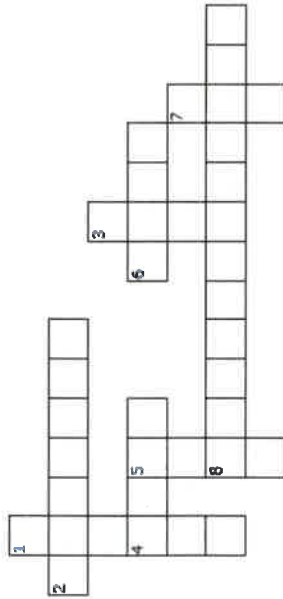
This song is provided courtesy of Cindy Jordan. Our thanks to Cindy for allowing Sermons4Kids to use her music.

Song: "What a Friend We Have in Jesus"

[Words and Music \(pdf\)](#)

[MP3 Piano accompaniment Track \(right click to save to your computer\)](#)

Crossword Puzzle



ACROSS

- A man that Jesus raised from the dead
- A place where someone is buried
- To be physically ill; not well or healthy
- Rising from the dead or returning to life

DOWN

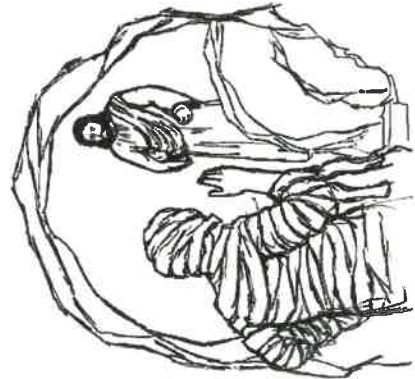
- One of Lazarus' two sisters
- To be alive or have life
- Woman who poured perfume on Jesus and wiped his feet with her hair
- To stop living

TOMB
LIVE

MARTHA
RESURRECTION

DIE
LAZARUS

MARY
SICK



Copyright © Sermons4Kids, Inc.
May be reproduced for Ministry Use

Children's Worship Bulletin

Jesus Raises Lazarus

John 11:1-45

Word Search

L A Z A R U S E S L E E P M P
 Q E N T R A N C E B D F L Y U
 L J O A S O W D Y L I F E V L
 F N I K T W E I X L G T O M B
 X Y K S C Q E S F O E D Z N R
 P R A Y E D P C F V R E E D
 B K Q W E S I I A E C A H V X
 G L F K K N N P O A V T C V R
 R L A Z U K G L G T O H G A E
 I W O H F E E Z R R H H V R
 S F C R X J W S B J T T E S A
 E H W Y N Y B N S R I U W A
 L W B P O M A R Y A L S H M K
 G C Q L W H J S M E E R A X G
 B H A E U U Q H B J S I C K V

MARY
JESUS
PRAYED
ENTRANCE

WAKE
STONE
WEeping
LOVE

SICK
DISCIPLES
GLORY
DEATH

LAZARUS
LIFE
MARTHA
TOMB

BROTHER
BELIEVE
RISE
SLEEP

St. Christopher's Episcopal Church
Killeen, TX

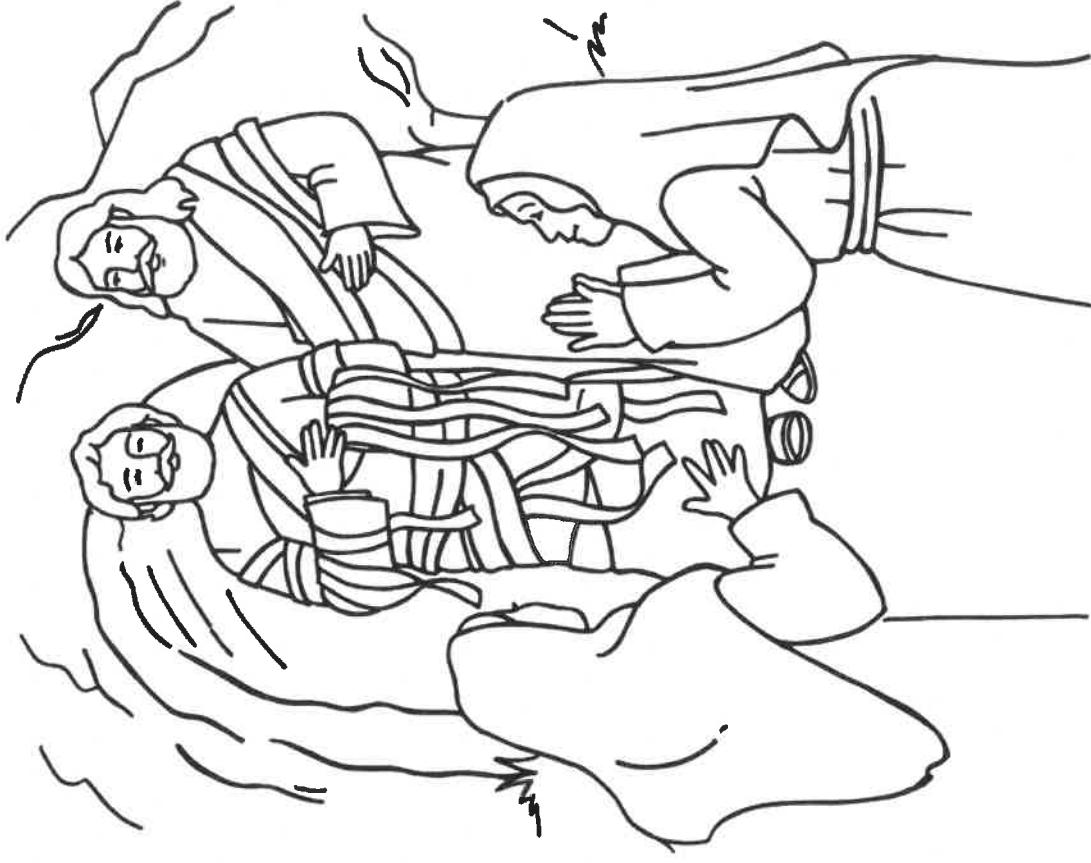
Multiple Choice

Choose the word that best fits the definition and put the letter in the blank beside the number.

1. To be physically ill; not well or healthy
A. tomb B. asleep C. alive D. sick
2. To stop living
A. die B. live C. sleep D. resurrection
3. To be alive or have life
A. live B. sleep C. sick D. die
4. A man that Jesus raised from the dead
A. Mary B. Lazarus C. Martha D. John
5. Woman who poured perfume on Jesus and wiped his feet with her hair
A. Lazarus B. Martha C. Mary D. tomb
6. One of Lazarus' two sisters
A. Lazarus B. Martha C. Deborah D. Elizabeth
7. A place where someone is buried
A. bed B. live C. die D. tomb
8. Rising from the dead or returning to life
A. die B. resurrection C. sick D. asleep



Coloring Page



Jesus Raises Lazarus



Jesus raises Lazarus.

Luke 10 John 11

From Thru-the-Bible Coloring Pages for Ages 4-8. © 1986,1988 Standard Publishing.

Used by permission. Reproducible Coloring Books may be purchased from

Standard Publishing, www.standardpub.com, 1-800-323-7543.