

To Be Like Jesus

Theme

To be like Jesus means a life of service to others.

Object

None is needed, but you could use a "wishbone" from a chicken or a turkey "if you wish."

Scripture

"Whoever wants to be a leader among you must be your servant, and whoever wants to be first must be the slave of all. For even I, the Son of Man, came here not to be served but to serve others, and to give my life as a ransom for many." Mark 10:43-45 (NLT)

When I was a little boy, the best thing about having chicken for dinner was the "wishbone." After we finished eating, my sister and I would each hold one side of the wishbone, close our eyes and make a wish. Then we pulled on the wishbone until it broke apart. The one who got the biggest piece was supposed to have their wish come true.

Have you ever wished for something? Sure you have. We all have. Sometimes we make a wish without thinking about what would happen if our wish really came true.

Unlock this full lesson now...

Animated Bible lesson, full lesson plans, and better handouts

Unlock Free →

Have you ever planned to have a picnic and it rained? Perhaps you sat and watched the rain and grumbled to yourself, "I wish it would stop raining." What if that wish came true and it really stopped raining FOREVER? There would be no grass, no trees, no flowers. Rivers, lakes, and streams would dry up and all life would begin to disappear. This world would be a miserable place if it stopped raining, wouldn't it?

James and John were two brothers who were disciples of Jesus. One day, the two of them came to Jesus and said to him, "Teacher, we want you to do for us whatever we ask."

"What do you want me to do for you?" Jesus replied.

"In your glorious Kingdom, we want to sit in places of honor next to you, one at your right and the other at your left." You see, they thought that Jesus was going to set up an earthly kingdom, and they wanted to sit beside him on the throne. They wanted to share in his greatness.

Jesus answered them and said, "You don't know what you are asking." Then he explained that whoever wants to be great must be a servant of all. He said, "For even I, the Son of Man, came here not to be served but to serve others, and to give my life as a ransom for many." (NLT)
Jesus was right! I don't think that being a servant was exactly what James and John were wishing for!

Sometimes you and I may say, "I wish I could be more like Jesus." Is that really our wish? If we really want that wish to come true, we must give our lives in service to others.

Dear Jesus, help us to mean it when we say, "I wish I could be more like Jesus." Amen.

Interactive Group Activities

by Carol Williams & Charles Kirkpatrick

Sermon Title: "To Be Like Jesus"

Scripture Reading: Mark 10:35-45

RIGHT AND LEFT GAME: The teacher can stand in various places around the room and when the teacher says RIGHT, the children will all run to the right of the teacher, or if the teacher moves to another place in the room and shouts LEFT, the children will all see who can run first to the LEFT of the teacher, etc. Tell children to listen to the story today and see WHO wanted to be at the right and left of Jesus, to share in His greatness!

"SERVICE TO OTHERS" PLAYTIME: Give each child a small tray or plastic plate to serve another classmate. Divide the class into groups of 2 or 3. Each one will go to a "treat table" and pick 2 or 3 items off the table and SERVE another classmate in their group. (Teacher can have items on the "treat table" such as small candies, new pencils, stickers, etc). Make sure that each child has been SERVED! Children can also be encouraged to SERVE their teacher one item each, as well!

PICNIC BASKET scripture: While telling the story, let children sit on a blanket on the ground or floor and children can take containers out of the picnic basket, one by one, and open and find a part of our Bible verse today. Let children put the Bible verse slips of paper together on the floor or ground after the story time. At the end, children could look for a special treat in the picnic basket, to enjoy after the story time.

SERVANT BANNER: Place a long piece of rolled-out paper on the table and let children draw out the words A SERVANT IS THE GREATEST OF ALL, in bright markers and decorate the banner, with children serving others, etc.

SERVANT SASH: Let children glue or tape strips of paper together to color and decorate and hang over their shoulder to be a "servant sash". Write GOD'S SERVANT, or SERVANT IS THE GREATEST, etc.

DOOR POSTER: Children can decorate a large poster to hang over the top of a door so BOTH sides of the door have today's lesson on it. Children can color, draw pictures of themselves, write their names in LARGE and colorful letters with the BIG words of WE ARE GOD'S SERVANTS, and SERVANTS ARE THE GREATEST and MORE LIKE JESUS. Hang the door-SERVANT-poster over the top of the classroom door with yarn

or string. These also could be made in a smaller form and given to children to take home for their bedroom doors, to remember today's lesson on serving others and being more like JESUS.

HAPPY FACES: Give children supplies such as paper, glue, markers and stickers to make happy faces with cut out pieces of a face, such as triangles, circles and squares, etc, to glue onto a piece of construction paper. Craft "moving" eyes and felt could be used as well. After children have formed some happy faces on their paper, encourage children to write "I WILL BE HAPPY WHEN I AM MORE LIKE JESUS"!

MORE LIKE JESUS CARDS: Give each child a card to be folded and write MORE LIKE JESUS on the outside of the folded card. Then pass the cards around the room to have everyone SIGN their own name to each other's cards, plus a happy face beside their names. Children can then take their own card home and stand on their dresser to PRAY for each other to be MORE LIKE JESUS every day!

SHARE A SNACK: The teacher can have 2 different snacks - one on the left side and one on the right side. Let children choose which side they would like to go to for their snack. As children sit on the side they have chosen, discuss today's lesson again and let children ask other children questions from today's lesson, or they may even enjoy asking the teacher a question from today's lesson!

SING A SONG: TO BE LIKE JESUS; I HAVE DECIDED TO FOLLOW JESUS

Song: "To Be Like Jesus"

Words and Music (pdf)



MP3 Accompaniment Track

Song: "I Have Decided to Follow Jesus"

Words and Music (pdf)

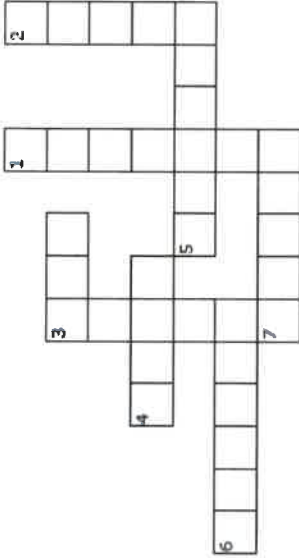


MP3 Accompaniment Track

About Carol Williams

Carol and her husband have been in the ministry for more than 35 years. They have served churches in Illinois, Minnesota, Mississippi, Michigan, and Indiana. Carol loves to work with children so you will find her teaching in Junior Church and children's Sunday School. She also has clowning ministry in which she is known as Bubbles tc (the clown).

Crossword Puzzle




ACROSS

- To occupy a chair
- The direction that is the opposite of right
- to be in front; to be first
- A special chair used by a king or queen
- The direction that is the opposite of left

DOWN

- A person who works for another person
- To do something to help someone, often after they ask you to do it
- To feel physical or mental pain

| | | | |
|-------|--------|---------|--------|
| LEFT | LEADER | SERVANT | FAVOR |
| RIGHT | SIT | SUFFER | THRONE |



Copyright © Sermons4Kids, Inc.
May be reproduced for Ministry Use

Children's Worship Bulletin

To Be Like Jesus

Mark 10:35-45

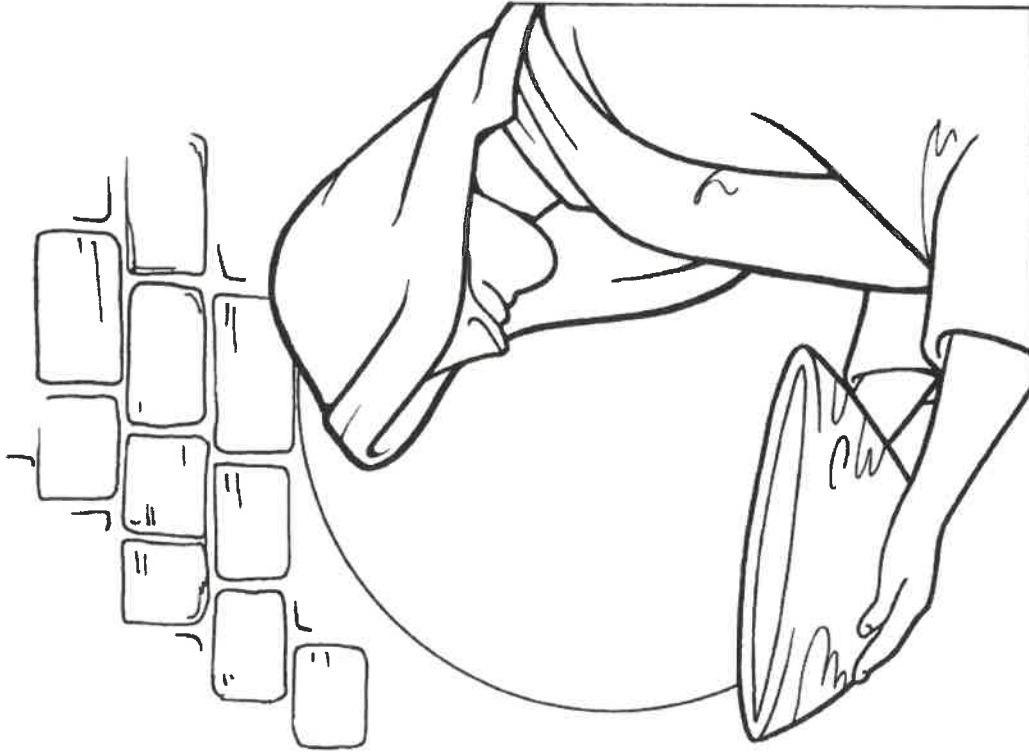
Word Search Puzzle

F I R S T E A R M O S B Q L A
 F D H I L Q E F W H K W K M W
 S E S H E F D Y F A V O R U V
 G Q L P F W L R G L P U G X E
 R N Y U T L X U I R D M U S Y
 E L S K W F E L W R G O B E R
 A T H H A C O E A X L M R R Y
 T J H O S L L R M K O V L V L
 Z D T R N D I E W K R Z T A I
 G Y H G O O Y W A C Y J B N H
 S R F W E N R Q P D F W K T I
 A I Y Y K A E Q X L E T J N A
 O G T B J X B R H Y A R Q Y R
 M H J D H J P X Q O P C L T F
 Y T S L A V E R M B O S E Y A

| | | | | |
|---------|--------|--------|-------|--------|
| SERVANT | SUFFER | THRONE | RULER | HONOR |
| FAVOR | SLAVE | GREAT | GLORY | LEADER |
| FIRST | SIT | RIGHT | LEFT | PLACE |

Church Name
Address
City

Coloring Page



Whoever wants to become great among
you must be your servant.
Mark 10:43

Copyright © CalvaryCurriculum.com
Used by Permission

Decoder Puzzle

Each number represents a letter of the alphabet. Substitute the correct letter for the numbers to reveal the coded words.

| | | | | | | | | | | | | | | | | | | | | | | | | | |
|---|---|---|---|---|---|---|---|---|----|----|----|----|----|----|----|----|----|----|----|----|----|----|----|----|----|
| A | Q | L | G | P | D | R | Z | V | X | W | H | M | C | I | K | S | T | E | B | U | F | N | Y | O | J |
| 1 | 2 | 3 | 4 | 5 | 6 | 7 | 8 | 9 | 10 | 11 | 12 | 13 | 14 | 15 | 16 | 17 | 18 | 19 | 20 | 21 | 22 | 23 | 24 | 25 | 26 |

- 22-1-9-25-7 _____
- 18-12-7-25-23-19 _____
- 7-15-4-12-18 _____
- 3-19-22-18 _____
- 17-21-22-22-19-7 _____
- 7-21-3-19-7 _____
- 11-25-7-3-6 _____
- 3-19-1-6-19-7 _____
- 17-19-7-9-1-23-18 _____
- 7-1-23-17-25-13 _____

| | | | | |
|--------|---------|--------|--------|-------|
| LEADER | RIGHT | LEFT | FAVOR | WORLD |
| RANSOM | SERVANT | SUFFER | THRONE | RULER |





Not so with you. Instead, whoever wants to become great
among you must be your servant.

Mark 10:43 (NIV)

Copyright © CalvaryCurriculum.com

Used with permission