

Let the Children Come

Theme

Jesus loves and welcomes all the children.

Object

None

Scripture

Mark 10:2-16

How did you get to church this morning? (Pause for responses.)

I imagine most of you came with your parents. Perhaps others came with grandparents. Some children may have come with aunts, cousins, or an older brother. Maybe a Sunday school teacher or friend brought you to church. One thing I'm pretty sure of is that unless you live close enough to walk to church, someone had to bring you here. I don't think any of you are old enough to drive your own car, are you? (Pause.) I didn't think so!

Free mini-movie

Get your free animated mini-movie today



FREE TODAY

It's great that someone cared enough about you to bring you to church today. That tells me the person wanted to make sure you would learn about Jesus and His love for you.

The Bible tells us about a time Jesus was teaching his disciples, and a large crowd of other people were following Him to hear what He was saying.

As Jesus was teaching, people started to bring their children to Him so He could touch them. The disciples didn't like these children interrupting Jesus. They told the people to get the children away.

- What do you think about the disciples trying to make the children leave?

Jesus was very upset. "Let the children come to me, and do not stop them," Jesus said. "The kingdom of heaven belongs to these little ones." Then Jesus took the children in His arms and blessed them.

Let's always remember how Jesus loved the children and took them into His loving arms. We're thankful for each of you here today and thankful someone loved you enough to bring you.

Dear God, we want to love your children just as Jesus loved them. Thank you that these children here today have someone who loves them enough to bring them to Jesus. In Jesus' name, amen.

Sermon Title: "Let the Children Come"

Scripture Reading: Mark 10:13-16

"CHILDREN AT JESUS' FEET" GAME:

Blind fold children and give them a magazine picture of a child. Tell the child to turn around 3 times and try to pin the child at Jesus' feet picture on the poster board. Children will enjoy trying to pin all the children's pictures at Jesus' feet. After the game is over and everyone has had a turn, then let children move their picture around Jesus' feet, if they were not close to his feet. The teacher can draw or cut out a picture of Jesus for the poster board. Write: LET THE CHILDREN COME.

BIBLE VERSE BALLOONS:

Portions of the Bible verse can be written on small pieces of paper and stuck into a balloon and have the balloons blown up before class time. The children can each be given a balloon to POP, if desired, and share the part of their Bible verse from the balloon. Ask children what Jesus said about children, after sharing all the parts of the Bible verse.

CONE HAT:

Give children card stock paper to cut into a square and roll the paper to form a CONE hat. Let children decorate their hats with stickers, glitter and write JESUS LOVES THE CHILDREN, etc on the cone hat and hole punch each side of the hat and tie a ribbon or string to place under the child's neck.

HAND TRACING:

Give supplies for children to trace their own hand on a piece of paper. Color the hand and write one word on each finger of the hand for JESUS LOVES ME VERY MUCH! If children want to cut out TWO tracings of their hands, they can tape the hands together and make a "hand" puppet, to tell our story today.

BIBLE DICE:

Let children cut out heavy card stock paper and form into a box, to color and to write ideas from our Bible Story today. Children could also be given a white, small, square box to color, decorate and write ideas from our lesson today such as CHILDREN ARE WELCOME AT THE FEET OF JESUS, LET THE CHILDREN COME, JESUS LOVES THE CHILDREN, JESUS BLESSES THE CHILDREN, etc. Children will enjoy rolling the Bible dice and seeing what each other wrote and colored.

BAG PUPPETS:

Let each child color and decorate a lunch bag, to resemble themselves. The mouth can be where the bag folds when the child puts his hand up inside of the lunch bag. Yarn can be glued to the top of the bag for the hair, etc. Have children color the bag like the color of their shirt and add REAL BUTTONS to the shirt. Encourage children to write their own names on the back of the bag.

Add craft "eyes" or felt pieces for eyes, as well.

SANDWICH BOARDS:

Give children 2 large pieces of poster board to decorate and color, adding words from our lesson today, as children desire. Hang the boards across the child's shoulders to wear as a sandwich board and let children have a parade to other classrooms, if desired, to show that JESUS LOVES THE CHILDREN, or LET THE CHILDREN COME, or CHILDREN ARE WELCOME AT THE FEET OF JESUS!

PLACE CARDS:

Give children a small card, that children can fold in half so that it will be able to stand. Children can write, JESUS LOVES _____ and add happy face stickers. Encourage children to take these home and place by their dinner plate each day! If there is time, children could make one place card for each member of their family!

SHARE A SNACK:

At the end of class, the teacher can show the children a cake table with some decorations around the table and a decorated cake with sprinkles, etc. The teacher can say, "LET THE CHILDREN COME", and have the children sit around a specially decorated table with balloons and a little small prize by each place setting, to enjoy their snacks together.

SING A SONG:

JESUS LOVES THE LITTLE CHILDREN; JESUS LOVES ME, JESUS LOVES EVEN ME.

Song: "Jesus Loves the Little Children

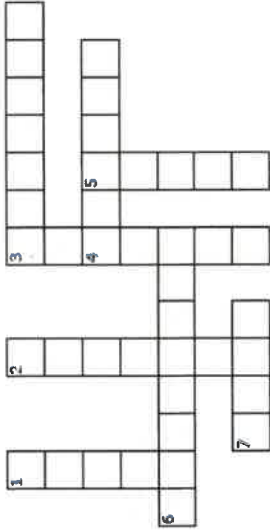
"

[Words and Music \(pdf\)](#)

[MP3 Accompaniment Track \(right click to save to your computer\)](#)

Song: "Jesus Loves Me

Crossword Puzzle



ACROSS


- Bringing happiness, pleasure, or contentment to someone
- Small in size
- Sons and daughters, young people
- The parts of the body which connect the hands to the shoulders

DOWN

- A statement accepted as fact
- A country or territory ruled by a king or queen
- To be a member of a group, such as a club or organization
- To come in contact with or to feel with your fingers

LITTLE CHILDREN	TOUCH TRUTH	KINGDOM BELONGS	BLESSED ARMS
-----------------	-------------	-----------------	--------------

Little Ones to Him Belong



Copyright © Sermons4Kids, Inc.
May be reproduced for Ministry Use

Children's Worship Bulletin

Let the Children Come

Mark 10:13-16

Word Search Puzzle

W B U Z E F L Z J L G M O W L
 I E S T E Y T C Y M I S Y A Q
 M D J M C V A I H G O T N R K
 J Y O G V H E N N I X B T E X
 R C Y G U T J I Y R L E I L U
 R T R U T H G E S O L D H B E
 E P H E D N I G S P N V R L P
 B T Q A I I N N O U I E S E I
 U O Q R N O S E D Y S R F S N
 K U B D L D P C M I E A R S O
 E C M E M Z S Z I D G E T E L
 D H B D Q G O D N P T N N D J
 A R M S Y S D I Z N L W A Y Q
 B C D T G E H Z E E F E W N L
 H K I N G D O M Q N Y W S A T

PEOPLE BRINGING LITTLE CHILDREN	JESUS TOUCH DISCIPLES REBUKED	INDIGNANT COME HINDER KINGDOM	GOD BELONGS TRUTH ANYONE	ENTER ARMS HANDS BLESSED
---------------------------------	-------------------------------	-------------------------------	--------------------------	--------------------------

St. Christopher's Episcopal Church
 2800 Trimmier Rd
 Killeen, TX 76542


Colouring Page



He said to them, "Let the little children come to me,
and do not hinder them, for the kingdom of God
belongs to such as these.

Mark 10:14


Copyright © CalvaryCurriculum.com
Used by Permission



Matching Quiz

Choose the word that best matches the definition.

1. Small in size
___ A. little B. belongs C. blessed D. truth
2. Sons and daughters, young people
___ A. little B. touch C. children D. arms
3. To come in contact with or to feel with your fingers
___ A. kingdom B. blessed C. arms D. touch
4. A statement accepted as fact
___ A. children B. truth C. belongs D. kingdom
5. A country or territory ruled by a king or queen
___ A. arms B. little C. kingdom D. touch
6. To be a member of a group, such as a club or organization
___ A. belongs B. touch C. blessed D. kingdom
7. The parts of the body which connect the hands to the shoulders
___ A. truth B. children C. touch D. arms
8. Bringing happiness, pleasure, or contentment to someone
___ A. arms B. blessed C. little D. kingdom



Let the children come!



From Thru-the-Bible Coloring Pages for Ages 4-8. © 1986,1988 Standard Publishing.

Used by permission. Reproducible Coloring Books may be purchased from

Standard Publishing, www.standardpub.com, 1-800-323-7543.