

What to Do with the Leftovers

Theme

Feeding the multitudes

Object

Some bowls or other containers used to store leftovers.

Scripture

When they had all had enough to eat, he said to his disciples, "Gather the pieces that are left over. Let nothing be wasted." So they gathered them and filled twelve baskets with the pieces of the five barley loaves left over by those who had eaten. John 6:12 (NIV)

Do you see all of these bowls? At my house, we use these to store leftovers in the refrigerator. Do you ever have leftovers at your house? We often cook more food than we can eat at one meal, so we have leftovers again the next night, and the next, and maybe even the next. I must confess, I sometimes get tired of leftovers before they are all gone.

We once had a neighbor who told me, "My family will not eat leftovers. If we have any food left over, I just have to throw it out." What a waste! I remember one time they cooked some steaks on the grill. When they had finished their dinner, my neighbor came over to our house and said, "We had this steak left over and since my family won't eat leftovers, I thought you might like to have it for your dog."

Biblically-solid & flexible

The easiest way to help kids learn about Jesus each week

Get Biblical Lessons →

"Oh yes, I'm sure my dog would love to have it," I answered. Well, guess what I had for dinner the next night. That's right, I had steak! There is nothing wrong with leftover steak!

Our Bible story today tells us about a time when Jesus and his disciples had some leftovers. It is a familiar story -- one that probably all of you have heard. It is the story about the time Jesus fed 5000 people.

You probably remember that Jesus had been teaching a large crowd of people. It was getting close to dinner time, and as he looked out over the crowd, Jesus turned to one of his disciples whose name was Philip and asked, "Where are we going to buy the bread for these people to eat?"

Philip said, "You've got to be kidding!" No, he didn't really say that, but I imagine he probably thought it. What he did say to Jesus was, "Even eight month's wages would not buy enough bread for each of these people to have one bite!"

Andrew, another of Jesus' disciples spoke up, "There is a small boy over here who has five small pieces of bread and two small fish, but that is not enough to feed all of these people."

"Bring it to me," Jesus said. Then he gave thanks, blessed it, and began breaking it into pieces to pass around to the people. When they had all had enough to eat, Jesus said, "Gather the pieces that are left over. Let nothing be wasted." They gathered up twelve baskets full!

There are a couple of very important lessons we can learn from this story. All of us could learn a lesson from the little boy. He didn't have very much -- only five pieces of bread and two small fish -- but he was willing to share what he had and Jesus used it to feed a huge crowd of people.

Another lesson we can learn is that God often blesses us with much more than we need. When that happens, what do we do with the leftovers? Jesus told the disciples to gather up the leftovers so that nothing would be wasted. The Bible doesn't tell us what they did with the leftovers, but my guess is that they probably used them to feed more hungry people.

Some of us may only have a little. Some of us have been blessed with much more than we need. Either way, God is pleased when we share with others.

Dear Father, we thank you for all of your blessings. Help us to be generous in sharing with others. In Jesus' name we pray. Amen.

Sermon Title: "What to Do with the Leftovers"

Scripture Reading: John 6:1-14

BASKET RELAY:

Divide the class into two teams and each team may have one basket to collect small items in a short time limit. The team that collects the most within the time frame is the winner. Items to collect could be tiny wrapped candies, small plastic balls, pine cones, spoons, etc, that have been scattered all over the designated floor space. Children can work together as a team, or one child from each team can take their turns as well.

BREAD TOSS:

Divide the children into teams. Give each team a bagel or a loaf of bread to TOSS into a team basket.

BREAD BASKET MUSICAL CHAIRS:

Play this like normal musical chairs but one child is holding a bread basket and the basket is passed while the music is playing but whoever is holding the bread basket when the music stops, is the child who will sit out for the next round. If the loaf of bread falls out of the basket while the music is playing, that child must hold onto the basket until he/she puts the bread into the basket and then continues to pass it around.

BREAD BIBLE VERSE:

The teacher can trace many loaves of bread and put one of the Bible verse words on each loaf. Scatter the loaves of bread around the circle or on the classroom table and let children put the bread in the correct order. Tape the loaves of bread to a classroom wall or the door, as desired.

LEFT OVERS ACROSTIC:

Write LEFT OVERS along the left side of a poster board or chalk board. Encourage children to think of words for each letter that would be things that children could share with others when they have much to share.

BASKET ART:

Provide children with construction paper and markers, to decorate their baskets for fish. The paper can be cut into a square. Then cut slanted slits in each corner of the paper. The corners will fold over each other and tape in place and will form a basket... add a piece of construction paper for the handle. Write words from today's lesson and give children a bagel, muffin or another type of bread, as well as some gold fish crackers.

STRING OF FISH:

Children can draw and cut out 4-6 fish and hole punch around the edges for children to stuff their fish with tissues and use yarn around the edges to make their fish. After 2 or 3 fish have been put together, the children can tie the fish together on a "string" of Yarn. Write words about today's lesson on the fish for children to remember and to be encouraged to share their lesson with others.

SHARING COLLAGE:

Give each child a piece of paper and markers/crayons and stickers. Children will write their names on the top of the paper. Encourage the children to draw a picture of something they could share with someone else, or write words for sight and children will draw their picture again and continue to pass the papers around for each child to draw a picture of sharing. Continue until the original child has received their own paper back. There should be several/many pictures of sharing on each paper for the children to hang on the wall and to remember how important sharing and caring are!

SING A SONG:

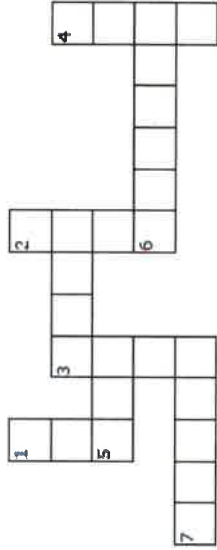
I HAVE DECIDED TO FOLLOW JESUS

SHARE A SNACK:

Provide children with pieces of bread to dip into various choices of dips such as chocolate sauce or cheese sauce. Or let children each have a piece of bread to spread with their favorite topping such as peanut butter, jam, cheese, etc

Song: "I Have Decided to Follow Jesus"

Crossword Puzzle



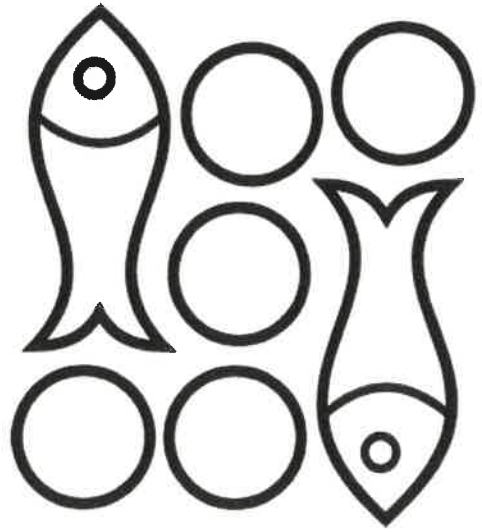
ACROSS

- The number that comes after four and before six
- The number equal to one plus one
- Pieces of bread shaped and baked in a single piece and sliced for eating
- A basic food made from flour, water, and yeast mixed together and baked

DOWN

- To take food into your mouth, chew, and swallow it
- To cure someone of illness or disease; to make someone well again
- What we eat to give us energy and to help us grow strong bodies
- An animal without legs that lives in water

FOOD	FIVE	HEAL	TWO
LOAVES	BREAD	EAT	FISH



Copyright © Sermons4Kids, Inc.
May be reproduced for Ministry Use

Children's Worship Bulletin

Jesus Feeds the 5000

John 6:1-14

Word Search Puzzle

H J F W W H F J S S X N N V
 V B B O A T T B K X A Y C D D
 X P T J M F L N A M T H Q P J
 C D Q F E A A C K I E N T R
 T H C L O H V R E U S G K W Z
 O E U U T L G I T Z F C P E V
 W A X T J R L P X Z I L A L V
 N L H T X E Z O L S E P M V B
 S E I C Y H S V W P D B V E I
 L D C R G S C U L E E S F S K
 J O T A E M I M S J D O D K C
 F B A S K E T F U L S W P S K
 P I B V T T A K B D O H S L W
 P S S L E B D U I R K M X M E
 Q D J H K S F K C L M E H A O

JESUS	BASKETFULS	SATISFIED	CROWDS	LOAVES
THANKS	LEFT	FOLLOWED	PEOPLE	TOWNS
TWELVE	HEALED	FISH	BOAT	SICK


Your Church Name
Any Town, Anywhere

Coloring Page

J	R	D	P	E	N	C	Q	S	M	Y	I	H	W	F	L	A	G	U	X	O	V	T	Z	K	B
1	2	3	4	5	6	7	8	9	10	11	12	13	14	15	16	17	18	19	20	21	22	23	24	25	26

- 7-2-21-14-3 _____
- 4-5-21-4-16-5 _____
- 16-21-17-22-5-9 _____
- 15-12-9-13 _____
- 23-14-5-16-22-5 _____
- 26-17-9-25-5-23-9 _____
- 16-5-15-23 _____
- 26-21-11 _____

BASKETS	LEFT	TWELVE	FISH
CROWD	LOAVES	PEOPLE	BOY



Jesus Feeds the 5000



Jesus Feeds 5,000

From Thru-the-Bible Coloring Pages for Ages 4-8. © 1986,1988 Standard Publishing.

Used by permission. Reproducible Coloring Books may be purchased from

Standard Publishing, www.standardpub.com, 1-800-323-7543.