

Taking Care of the Sheep

Theme

The shepherd cares for his sheep.

Object

A shepherd's crook

Scripture

"I am the good shepherd; I know my sheep and my sheep know me—just as the Father knows me and I know the Father—and I lay down my life for the sheep." John 10:14-15 (NIV)

Do you know what a shepherd is? Of course you do. A shepherd is one who takes care of sheep. Who can tell me what this is? (hold up the shepherd's crook) This is called a shepherd's crook. The crook is very useful to the shepherd in taking care of the sheep. If the sheep tries to go in the wrong direction, the shepherd can reach out with the crook and gently pull it back onto the right path. The shepherd also uses the crook to help protect the sheep from a wolf or some other wild animal that might try to harm them. You see, it is the shepherd's responsibility to care for and protect the sheep.

How many of you know who (name the church's pastor) is? That's right! Our pastor. Did you know that the word we use for the one who leads our church means the same thing as the word that is used for someone who takes care of sheep? So if the pastor is the one who takes care of the sheep, what do you think that makes us? Right! We are the sheep! It is our pastor's job to take care of us just as it is the job of a shepherd to care for the sheep.

Our pastor doesn't use a shepherd's crook like this one. The Bible is our pastor's crook. When we stray away and go off on the wrong path, our pastor uses the teaching of God's Word to reach out and gently pull us back and get us going in the right direction. Our pastor also uses

the Bible to protect us from our enemies. When Satan attacks us and tries to get us to do things that would harm us, our pastor uses the Bible to teach us what God wants us to do.

Our pastor has a good guide to follow in knowing how to take care of the sheep. That guide is Jesus. Listen to what Jesus said about himself, "I am the good shepherd. I know my sheep and my sheep know me -- just as the Father knows me and I know the Father. I lay down my life for the sheep."

The Bible also says, "The LORD is my shepherd," but God has also called our pastor to help him in caring for his sheep. We are thankful for Jesus, "the Good Shepherd," and we are thankful for our pastor too!

Dear Father, we are thankful for Jesus. We know him and he knows us. He laid down his life for us. We also thank you for (pastor's name) that you have called to be the shepherd for our church. In Jesus' name we pray. Amen.

Adapted from a sermon by Rev. Adrian Dieleman

Trinity Christian Reformed Church, Visalia, CA

Used by Permission

Interactive Group Activities
by Carol Williams and Charles Kirkpatrick

Sermon Title: "The Good Shepherd" and "Taking Care of the Sheep"

Scripture Reading: John 10:11-18

HIDE AND SHEEP: The children will all find a good hiding place and one child will be the "Shepherd" and will try to find the sheep. When a sheep is found, that sheep will join with the "Shepherd" in finding more sheep.

SHEEP TAG: The children will play a game of tag. One child will be designated as "The Shepherd" and will try to tag the other children who represent the sheep. When one of the "sheep" is tagged, that child will lie down right where they were tagged. Continue to play until all of the sheep are lying down. Children can make the Baa-baa sheep sound while laying down. Allow different children to be the "shepherd" if time allows.

SHEEPS VOICES: Have the children sit in a circle representing sheep in a pen. One of the children will wear a blindfold and will be the shepherd. The teacher will point to one student at a time to make a baa-baa sound. The shepherd will listen to the baa-baa sounds of the sheep and will try to guess what sheep is "calling".

SHEEP RELAY: Divide the children into two teams. The teacher will provide a cut-out of a sheep for each team and tack it to the wall. The teacher will give each team exactly the same number of cotton balls. Each child will take a turn running to their team's sheep and gluing one cotton ball to their sheep. The child will then run back to tag the next team player who will go and glue a cotton ball on the sheep. When the relay game is completed, the teacher will place the cotton ball sheep on two large poster boards with John 10:11 written on the board but with several words missing. Let the children provide the missing words.

COTTON SHEEP: Let the children trace a picture of a small sheep, cut it out, and glue cotton balls on it. Then the teacher will let the children place their sheep on a poster board with a drawing of a sheep pen. The children will then find words written on cards to the Bible verse (John 10:11 or John 10:14) around the room and place them in the correct order on the poster board.

HAND PRINT SHEEP: Items needed are white tempera paint, a sponge applicator, construction paper, and a fine-point black marker. Step by step procedure: 1) The children will use the sponge applicator to spread a thick coating of white tempera

paint to one hand. 2) Place the hand on a sheet of construction paper and press down. 3) Lift the hand and wash it off. 4) When the hand print has dried, use the marker to draw details such as eyes, ears, nose, on the sheep. Note: The thumb forms the neck and head area, the palm is the body, and the four fingers are legs.

YARN SHEEP: Let each child cut out a black sheep from card stock. Then, beginning at the neck of the sheep to the tail of the sheep, wrap thick white yarn around the sheep and tuck the end of the yarn into the body of the yarn/sheep. Add wiggly craft eyes if desired.

SHEEP MASK: Give each child a white paper plate with the center cut out. Have the children cut out ears from construction paper and glue them to the edge of the plate. They will then glue pieces of cotton all around the edge of the plate. The children will then hold the plate up to their face allowing their face to show through. Explain to the children that Jesus is the Good Shepherd and we are his sheep!

CLOTHESPIN SHEEP: The teacher will provide each child with two clothespins, a magic marker, and a piece of poster board to make the body of the sheep, black construction paper for the ears, and some cotton balls. Using a pattern provided by the teacher, the children will trace the body of the sheep (no legs) and cut it out. They will then cover the body with cotton balls, glue on the ears. Use the magic marker to color the clothespins to create the legs. Attach the clothespins to the bottom of the sheep's body which will enable the sheep to stand alone. ([Click here for more.](#))

SING A SONG: SAVIOR LIKE A SHEPHERD LEAD US; JESUS LOVES ME; JESUS LOVES THE LITTLE CHILDREN

SHARE A SNACK: MARSHMALLOW SHEEP - Give each child a large marshmallow with four small pretzels as legs.

Song: "Savior Like a Shepherd Lead Us"

[Words and Music \(pdf\)](#)

[MP3 Accompaniment Track](#)

Song: "Jesus Loves Me"

[Words and Music \(pdf\)](#)



[MP3 Accompaniment Track](#)

Song: "Jesus Loves the Little Children"

[Words and Music \(pdf\)](#)



[MP3 Accompaniment Track](#)

About Carol Williams

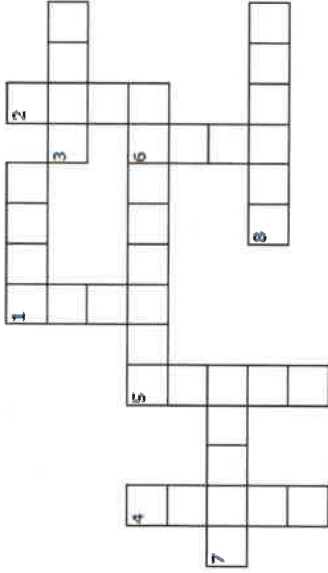
Carol and her husband have served churches in Illinois, Minnesota, Mississippi, Michigan, and Indiana. Carol loves to work with children so you will find her teaching in Junior Church and children's Sunday School. She also has clowning ministry in which she is known as Bubbles tc (the clown).

Copyright © 2001-2021 Sermons4Kids, Inc.

All Rights Reserved

Sermons4Kids.com

Crossword Puzzle




ACROSS

- The period from birth to death
- A wild animal that look like a dog and hunts in a pack
- One who takes care of the sheep
- What we use to speak
- To hear or pay attention to something

DOWN

- A strong feeling of affection
- The opposite of bad
- A group of sheep herded together
- Wooly animals which are similar to goats
- Goes faster than walking

SHEPHERD	GOOD	LIFE	SHEEP	WOLF
FLOCK	RUNS	VOICE	LISTEN	LOVE



Children's Worship Bulletin

The Good Shepherd

John 10:11-18

Word Search Puzzle

P E P F E L D W S R L G F T T
 T B F L O C K P K M I U W E J
 Q V C Q K N O W F L F R I A Y
 L N B F O O H P J O E Q U T I
 Z G N L Q R I D Q V U C W N S
 A A I G O O D S T E T S A L S
 O S T M S J C N H S S D M L T
 B F G S R C Y Z E V R S I K
 D W E O H C A R E S E K H S A
 A O Q J B E O T M V C P C T K
 P L D V E F P Q T A R E T E T
 E F O O D H E H T E P K H N V
 N B G I S C U T E Q R A Y B S
 K G E C G B A O T R L S C V V
 U M R E Q O A T H D D K X W

LISTEN	SHEEP	LOVES	WOLF	FLOCK
ATTACKS	CARES	PEN	GOOD	RUNS
SCATTERS	VOICE	SHEPHERD	LIFE	KNOW

Your Church Name
 Your City

Coloring Page




The Good Shepherd

Copyright © CalvaryCurriculum.com
Used by Permission

Maze Puzzle

The Good Shepherd

Help the sheep find his way to the shepherd.



"I am the good shepherd; I know my sheep
and my sheep know me."

John 10:14 (NIV)



"I am the good shepherd. The good shepherd lays down his life for the sheep."

John 10:11 (NVI)

Copyright © CalvaryCurriculum.com

Used by permission.

Sermons4Kids.com