

Jesus Cleans the Temple

Theme

Jesus cleans the temple

Object

Broom; paper towels; window cleaner; mop

Scripture

John 2:13-22

Mops, brooms, and window cleaner...what do we use these things for? (Pause.) We use them when we clean houses. Do you ever help your parents clean your house? (Pause.)

Let's see how good you are at pretending to clean. When I hold up the broom, stand up and pretend to be sweeping the floor. (Demonstrate the motion.) When I hold up the paper towels and window spray, pretend to spray and scrub a window. (Demonstrate the motion.) When I hold up the mop, stay seated and pretend to use a mop in circles to clean the floor. (Demonstrate the motion.)

Hold up each item several times, sometimes repeating the same item twice in a row. Play until kids get tired.

How do you know it's time to clean house? Here are some signs that will let you know.

- It's time to clean house when your feet stick to the floor when you walk through the kitchen.
- It's time to clean house when your mother can't find you when she comes into your room to wake you up in the morning.
- It's time to clean house when the kids in the neighborhood use their fingers to write "wash me" in the dirt on your windows.
- It's time to clean house when there are more dishes in the kitchen sink than there are in the cabinets.

- It's time to clean house when you have enough dust bunnies under your bed to start a bunny farm.

I think you get the idea! Today we're going to learn about a time Jesus did some house cleaning. It was time for the annual Passover celebration, so Jesus traveled to Jerusalem. When He went to the temple, He couldn't believe what He saw. People were selling cattle, sheep, and doves to be used as sacrifices in the temple. Some men were even charging people to change their money so they could pay their temple taxes. It looked more like a flea market than a place to worship God.

Jesus was so angry that He made a whip from rope, and drove the cattle, sheep, and those who were selling them out of the temple. He also turned over the money changers' tables. To the ones who were selling the doves, He said, "Get out of here! How dare you turn my Father's house into a market!" Jesus did some serious house cleaning that day!

As we think about Jesus cleansing the temple, we can also be reminded that there is some other cleaning that needs to be done. The Bible tells us that we are the temple of God and that the Spirit of God lives in us (1 Corinthians. 3:16). This season of Lent is a good time for us to think about how our hearts might need cleansing.

God, help us to remember that we are Your temple and that Your Spirit lives in us. Help us to keep our lives clean and useful for service to You. In Jesus' name, amen.

Interactive Group Activities

by Carol Williams

Sermon Title: "Cleaning House"

Scripture Reading: John 2:13-17

ROPE TUG OF WAR: Divide the children into two teams and play tug of war with a heavy rope. Tell children to listen carefully to the Bible story later and see what a ROPE was used for by Jesus in the Temple.

CLEANING RELAY: Divide the children into two teams. Place the same amount of cleaning supplies in two buckets. Run a "cleaning relay" back and forth, with each child taking one cleaning item from the bucket and taking it back to the team and tagging the next player who will run to the team's bucket and take another cleaning item. This will continue until the bucket is empty. The team that empties their bucket first is the winner.

MOP RIDING RELAY: Divide the children into two teams. Give each team a mop to ride as they run a relay for their team to a line and back. The team that completes the ride with all of its team members is the winner. Tell children to listen carefully to the Bible story and see where cleaning supplies might be used in our story and to LISTEN to WHAT needs to be cleaned!!

TEMPLE TUBE TALK: Have the children stand in a long line. Give the first child in the line a slip of paper with an item from today's lesson that needed to be cleaned. (selling doves, sheep, cattle; exchanging money) Using a paper towel tube, the first child will whisper what is written on the slip of paper through the tube to the next child. Each child will then whisper into the tube to the next player until the last child has heard what was whispered through the temple tube. That child will say the words out loud and see if it is the same word that was written on the slip of paper. Play again with another player beginning the TEMPLE TUBE TALK. Encourage children to use words that they can think of for areas in our own lives that need to be cleaned (such as our speech, our prayer life, our obedience, what our eyes watch, or what our ears listen to, etc.)

TEMPLE BUILDING: Give children blocks or boxes, etc to build a temple. Let the children take turns in telling something that happened in today's Bible story and then telling how they can worship God in HIS HOUSE. Children may enjoy knocking the building down as the story is told and building it up again.

TEMPLE ART: Give each child a piece of heavy paper/poster board and help them to draw or trace a large temple. Let the children use colored markers to decorate the windows of their temple to look like stain glass art. The children might also glue craft sticks on the drawing to create the look of a roof on the temple. When the temple is finished, have the children draw a sign beside their temple with an arrow that says, "Worship Here".

TEMPLE KEYS: Let the children cut out several keys that the teacher has prepared before class time. ([Key Template](#)) On each key, the children will write something important that we SHOULD do in our church. (Examples: one key can say worship, another key can say praise, another key can say sing, another key can say pray, etc.) Give children an inexpensive key ring to hook their Temple Keys onto and take home to hang on their wall!

TREASURE CHEST: Give the children a small box and the supplies to decorate their box to put coins into. Let the children put real or pretend "coins" into their box as they discuss today's Bible lesson. Ask children how our offerings are used for God. (Examples: to buy supplies, to help poor people, to share money with missionaries, to pay the church staff, etc.)

SNACK TIME: Before class, the teacher can place snacks in various places around the church. During snack time, take the children on a walk around the church to the various places where snacks have been placed. (Suggestions: youth room, baptistery, prayer room, piano or organ area, auditorium, etc.) At each place the children can have a small treat (candy, cookie, new pencil, etc) to enjoy while the teacher explains why that area is important to the church and ask the children questions as they take a church tour!

SING A SONG: This Little Light of Mine, and I've Got the Joy, Joy, Joy

Song: "This Little Light of Mine"

[Words and Music \(pdf\)](#)



[MP3 Accompaniment Track](#)

Song: "I've Got the Joy"

[Words and Music \(pdf\)](#)



[MP3 Accompaniment Track](#)

Song: "Cleanse Me"

Words and Music (pdf)



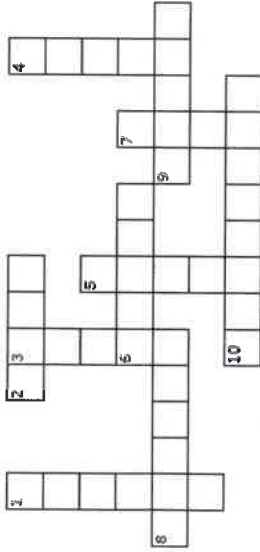
MP3 Accompaniment Track

About Carol Williams

Carol and her husband have served churches in Illinois, Minnesota, Mississippi, Michigan, and Indiana. Carol loves to work with children so you will find her teaching in Junior Church and children's Sunday School. She also has clowning ministry in which she is known as Bubbles tc (the clown).

Copyright © 2001-2021 Sermons4Kids, Inc. All Rights Reserved Sermons4Kids.com

Crossword Puzzle



ACROSS

- A strip of leather or cord fastened to a handle
- An animal raised for its wool
- A building dedicated to the worship of God
- Coins or bills used to pay for something
- A Jewish holiday celebrating being freed from slavery in Egypt

DOWN

- A place where people gather to buy and sell things
- A building where a family lives
- A piece of furniture with a smooth, flat surface and four legs
- The Son of God
- A small, wild pigeon

WHIP	MARKET	PASSOVER	SHEEP	TEMPLE
HOUSE	TABLE	MONEY	JESUS	DOVE



Copyright © Sermons4Kids, Inc.
May be reproduced for Ministry Use

Children's Worship Bulletin

Cleaning House

John 2:13-16

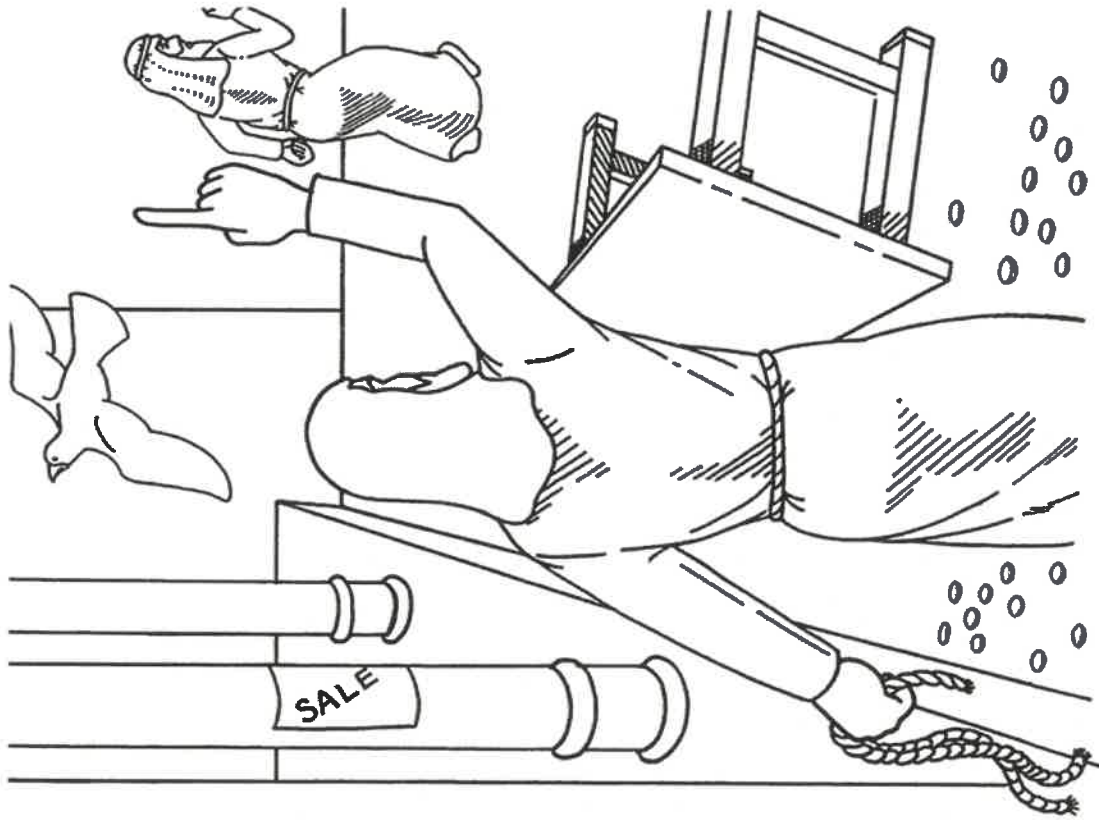
Word Search Puzzle

C W C M C P A S S O V E R U N
H F O B A Y D M O N E Y J A V
A F U F T R K Y G E Q H K M S
N O R G T P K I F F G E G C
G T T L U I E C G K L S G A
E E S E E Q N D T T A E N X T
R C O M J D O V E S L I S B T
S R B P S B B G U B L E P R E
H D G L G Z N R A L E E I X R
J L R E Y I E T E Z E I W E E
P E K O T J X S C H F X H W D
E E W T V J N M S E H K I W V
W D I I P E H O U S E G P I Z
N S D R S C D U C O R D S M S
K V C X C H N A T I M E E G G

DROVE	SCATTERED	JERUSALEM	PASSOVER	SITTING
TEMPLE	COURTS	DOVES	SHEEP	CATTLE
TIME	MARKET	CHANGERS	JEWISH	MONEY
SELLING	HOUSE	TABLES	WHIP	CORDS

Your Church Name Here
Anytown, USA

Coloring Page



"Jesus cleanses the temple." John 2:13 - 22


Copyright © CalvaryCurriculum.com
Used by Permission

Multiple Choice

Choose the word that best matches the definition.
Check your answers in John 2:13-16 (NIV)

1. The Son of God
A. Jerusalem B. Passover C. Dove D. Jesus
2. A place where people gather to buy and sell things
A. temple B. house C. market D. court
3. A small, wild pigeon
A. cattle B. sheep C. dove D. chicken
4. A piece of furniture with a smooth, flat surface and four legs
A. table B. chair C. whip D. bed
5. Coins or bills used to pay for something
A. money B. cattle C. sheep D. dove
6. A building dedicated to the worship of God
A. temple B. market C. table D. courts
7. An animal raised for its wool
A. dove B. cattle C. whip D. sheep
8. A strip of leather or cord fastened to a handle
A. table B. whip C. money D. dove
9. A Jewish holiday celebrating being freed from slavery in Egypt
A. Christmas B. Easter C. Passover D. Thanksgiving
10. A building where a family lives
A. market B. house C. temple D. tent





Cleansing the Temple

From BibleStoryCard Learning System(tm) Coloring Book © 1996 Wesleyan Publishing House
Used by permission. Additional BibleStoryCard resources available by calling 1-800-493-7539 or visiting
online

<http://www.parable.com/>