

On the Mountain Top

Theme

Mountain top experiences prepare us for the valleys of every day life.

Object

Some beautiful pictures of mountains

Scripture

After six days Jesus took Peter, James and John with him and led them up a high mountain, where they were all alone. There he was transfigured before them. His clothes became dazzling white, whiter than anyone in the world could bleach them. And there appeared before them Elijah and Moses, who were talking with Jesus. Peter said to Jesus, "Rabbi, it is good for us to be here. Let us put up three shelters—one for you, one for Moses and one for Elijah."

Mark 9:2-5 (NIV)

I have some beautiful pictures to show you this morning. They are pictures of some of the most beautiful mountain peaks you can imagine. Aren't they beautiful? Have you ever taken a vacation in the mountains? Of all the vacations that I have ever taken, the ones that I enjoyed the most were the ones that I took in the mountains.

Why do you think people enjoy vacationing in the mountains? There are several reasons. One reason is that they want to get away from the heat. In the summer months, the heat can become almost unbearable at times. It is refreshing to go up into the mountains where the air is cool. Another reason is to enjoy the beautiful view. When you are down in the valley, it is often difficult to see and appreciate the beauty around you, but from the mountain top, you can clearly see the beauty of the world below. Finally, many people enjoy vacationing in the mountains to get away from the hustle and bustle of everyday life. It is good to get away from

the pressure of work and busy schedules, and just sit back and relax. When we are enjoying a get away in the mountains, we sometimes find it hard to go back to our day to day life.

Did you know that Jesus enjoyed getting away for a mountain retreat? The Bible tells us that one day Jesus took Peter, James and John high up into the mountains so that they could be alone. While on the mountain top, Jesus' appearance changed. His clothes became a dazzling white, whiter than any bleach could get them. Then Elijah and Moses appeared and began talking to Jesus. Peter exclaimed, "Teacher, it is wonderful for us to be here! Let's build three shelters -- one for you, one for Moses, and one for Elijah." Then a cloud passed over and covered them. From the cloud came a voice saying, "This is my Son, and I love him. Listen to what he says!" Then when they looked again, they saw only Jesus.

I imagine that Peter, James, and John would have been happy to stay up there on the mountain top, but did they? No, Jesus knew that the purpose of their experience on the mountain top was to renew their strength for the difficult days that were ahead of them, so he led the disciples back down from the mountains into the valley.

You and I sometimes need a vacation in the mountains to help us cope with the heat and stress of our every day life. We also need mountain top experiences in our daily walk with Jesus. We need those experiences to renew our strength for the difficult tasks that we face as we follow Jesus each day.

Dear Father, we are thankful for the wonderful mountain top experiences you give us to renew our strength for our daily walk with you. In Jesus name we pray. Amen.

Interactive Group Activities

by Carol Williams & Charles Kirkpatrick

Sermon Title: "On the Mountain Top"

Scripture Reading: Mark 9:2-9

MOUNTAIN WALKING: If there is a place with hills, stairs, or ramps for the children to walk up and down on, let them have a "timed event" for walking the "mountains". They'll enjoy seeing what their TIME was for the Mountain climb!

MOUNTAIN BALL THROW: Divide the children into two teams with each team on opposite sides of the church building or another building to try and throw the ball OVER THE MOUNTAIN (the roof). Let the children take turns throwing the ball back and forth saying "OVER THE MOUNTAIN" as the team member is throwing the ball! Let all team members take a turn at throwing the ball.

MOUNTAIN BIKING: Group the children into pairs for the MOUNTAIN BIKING relay game. One child will be the "bike" and the other will be the "rider". The rider will ride his partner piggyback style to the finish line pretending to be riding a bicycle. When they reach the finish line, they will turn around and return to the starting line where they will trade places and repeat the ride. The race is over when each partner has been both the "bike" and the "rider."

UPSIDE DOWN HEARTS: Let the children cut out various sizes of hearts and glue them onto a piece of construction paper UPSIDE DOWN so the point of the heart will represent mountain peaks. Have the children write GOD LOVES US AND RENEWS OUR STRENGTH ON THE MOUNTAIN TOP!

WALKING WITH JESUS: Let the children draw large mountains on a poster (or on individual sheets of construction paper). Tell the children to write in VERY SMALL letters, "Walking with Jesus" up and down the tracings of the Mountain, as many times as they can in a three minute time period. After the timer goes off, have the children color the mountains and count how many times they were able to write the sentence!

MOUNTAIN BUILDING: Give the children wooden blocks or some plastic containers to build the highest mountain possible without the containers or blocks falling. Talk to the children about the peaks and valley's we may face in our lives and how God renews our strength.

FRAMING A MOUNTAIN: If beautiful pictures are available from old calendars or magazines, let the children pick out a Mountain that they'd like to frame. Give the children some brown construction paper to make a frame and glue it around the edge of the picture of the mountain.

MOUNTAIN THUMB PRINTS: Have the children draw some mountains on a piece of paper and use their finger or thumb to make prints from ink or paints to represent Elijah and Moses on the mountain. They could also make thumb print figures for John, Peter and James, as well!

LICORICE MOUNTAINS: Give each child some cherry or black licorice to form mountains (after washing hands, of course). After each child tells something they have learned about our lesson today, they can EAT their mountain shape made of licorice! (If you have children who do not like licorice, you can provide another snack.)

SING A SONG: Sing the song SUNSHINE MOUNTAIN with motions.

Song: "Sunshine Mountain"

[Words and Music \(pdf\)](#)



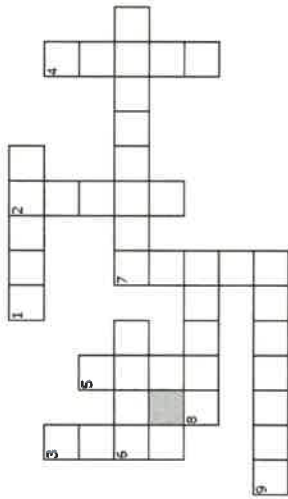
[MP3 Accompaniment Track](#)

About Carol Williams

Carol and her husband have served churches in Illinois, Minnesota, Mississippi, Michigan, and Indiana. Carol loves to work with children so you will find her teaching in Junior Church and children's Sunday School. She also has clowning ministry in which she is known as Bubbles the clown).

Copyright © 2001-2021 Sermons4Kids, Inc. All Rights Reserved Sermons4Kids.com

Crossword Puzzle



ACROSS

- The sound produced by the vocal organs; what we use to speak
- A white or gray mass of very small drops of water that floats in the sky
- Having a great distance from top to bottom
- The color of snow or milk
- To have a strong feeling of affection for someone
- Jewish leader who received the Ten Commandments

CLOTHES	MOUNTAIN	WHITE	LOVE	VOICE
MOSES	CLOUD	JESUS	HIGH	GOOD

DOWN

- The sound produced by the vocal organs; what we use to speak
- A white or gray mass of very small drops of water that floats in the sky
- Having a great distance from top to bottom
- The color of snow or milk
- To have a strong feeling of affection for someone
- Jewish leader who received the Ten Commandments



Copyright © Sermons4Kids, Inc.
May be reproduced for Ministry Use

Children's Worship Bulletin

On the Mountain Top

Mark 9:2-9

Word Search

I P E T E R Z Z K E M T F F K
 B P S Q Q R A B B I L A Y P Z
 Q A H E L J E P J T I V H R
 G M G N W F G G K V K G J O L
 S I O G O Z N J O O J O M A X
 H L B S R I L O Z I P O O G H
 A B Y T L V K H C C C D O K Z
 M A L Z D A W N W E Q Z E L T
 D O Z E J M P B W H I T E X K
 S A U M A Q O P C L O T H E S
 D I Q N L C A S E M L V P O C
 S B X H T O H W E A Z R G Z V
 Q Z Y R G A V C Z S R O X R Z
 P Q V O Y W I E T H N E G S K
 K J A M E S Y N N O N C D C Z


DAYS	JOHN	APPEARED	CLOTHES	BLEACH
HIGH	RABBI	MOSES	GOOD	VOICE
PETER	WHITE	LOVE	SIX	ALONE
ELIJAH	WORLD	DAZZLING	MOUNTAIN	JAMES

Your Church Name Here
Anytown, USA

Maze Puzzle


The Transfiguration

Can you find the way to Jesus, Moses, and Elijah on the mountain?



And there appeared before them Elijah and Moses, who were talking with Jesus.
Mark 9:4 (NIV)

Color Me



The Transfiguration



THE TRANSFIGURATION

From BibleStoryCard Learning System(tm) Coloring Book © 1996 Wesleyan Publishing House
Used by permission. Additional BibleStoryCard resources available by calling 1-800-493-7539 or visiting
online

<http://www.parable.com/>