

Come and See

Theme

Sharing Jesus with our friends.

Object

A package of cookies. (I used the "New" Oreo Fudge Cremes.®)

Scripture

"Nazareth! Can anything good come from there?" Nathanael asked. "Come and see," said Philip. John 1:46

A few days ago, I saw a friend of mine eating a cookie.

"What kind of cookie is that you are eating?" I asked.

"These are the new Oreo Fudge Cremes," she said.

"Are they good?" I asked.

"Good? They are delicious," she answered. "Here, taste one and see how good they are," she said as she offered me a cookie.

Mmmm, Mmmm! They were good! They were so good that I couldn't wait to tell you about them. In fact, I wanted to share some with you. I have a whole package of them this morning so that you can taste them and see how good they are. (Pass the cookies around for the children to try.)

Don't you agree that those are really good cookies? That is why my friend couldn't wait to share them with me and I couldn't wait to share them with you.

Have you ever found something so good that you couldn't wait to share it with a friend? This morning I want to tell about a man named Philip who couldn't wait to tell a friend about something good that he had found. What Philip found was much more important than cookies. Philip had met Jesus. When Phillip met Jesus, he knew that Jesus was the Savior that God had promised, and he became one of Jesus' disciples.

After Philip met Jesus, he couldn't wait to tell his friend Nathanael. He found Nathanael and told him, "We have found the one Moses wrote about in the Law, and about whom the prophets also wrote--Jesus of Nazareth, the son of Joseph."

"Nazareth? Can anything good come out of Nazareth?" Nathanael asked.

"Come and see," answered Philip. Then he took Nathanael to see Jesus and Nathanael also became a follower of Jesus. That is how the good news of Jesus is spread. Friends telling friends!

When we find a really good cookie, we can't wait to tell a friend about it. Shouldn't we be even more anxious to tell our friends about Jesus? The Psalmist said, "Taste and see that the Lord is good." (Psalms 34:8) Surely we want our friends to know how good he is!

Dear Father, nothing can compare to the Good News of Jesus. Help us to share the Good News with others. In Jesus' name we pray. Amen.

Sermon Title: "Come and See!"

Scripture Reading: John 1:43-51

COOKIE CHEWING:

Divide the children into teams. The teacher will provide some chocolate chip mini bite cookies or another type of small cookies. Each team member will have to run to the cookie table and completely chew up one mini bite cookie and run back to the team. The next player do the same thing until each team member has had a turn.

SHARE RUN:

Here is another relay game. The teacher will place a variety of items such as toys, books, or candy on a table. Divide the children into two teams and let each player go to the table and select one item. The child will then run back to the team and describe the item selected to the next child in line. Continue until all the team members have had a chance to share!

SHARING MARCH:

Let the children take turns being the LEADER for the Share March as the children march to their chanting the cadence: WE LOVE JESUS, YES WE DO; SHARING HIM IS GOOD FOR YOU; WE SHARE JESUS, YES WE DO; WE SHARE JESUS HOW ABOUT YOU?

PAPER AIRPLANES:

Provide the children with paper to make a paper airplane. If the teacher does not know how to fold a paper airplane, you can find plans on www.foldnfly.com. Have the children write words from today's lesson and FLY their airplanes to SHARE the good news. You can let the children fly their planes back and forth to each other and each time a plane is caught, the child will read one word on the plane from today's lesson.

COOKIE POCKETS:

Provide the children with paper to cut 2 round circles in the size and shape of a cookie. Let the children decorate their "cookie" and then staple or glue the two circles half way around the edge so that they form a pocket. The children will then write words about JESUS on small pieces of paper and place them inside the cookie pocket. Encourage the children to share their cookie with someone outside of their class.

CIRCLE WHISPER:

The teacher will write a short sentence from today's lesson on a strip of paper. For example: Share the good news of Jesus; Share Jesus with a friend; Taste and see that the Lord is good. Have the children sit in a circle. The teacher will then choose a child and give them the strip of paper. The child will begin the game by whispering the words on the strip of paper into the ear of the child on his right side. Each child will then whisper the phrase to the person on his right. Continue to "whisper" until it gets back to the person who started the game and compare what was said at the end with what was actually written on the strip of paper.

GOOD NEWS BANNERS:

Give each child a long narrow sheet of paper to make a GOOD NEWS banner. Give the children glitter, stickers, balloons, etc to decorate their banner. Use the banners to decorate doors and bulletin boards around the church.

SING A SONG:

STOP! AND LET ME TELL YOU; THIS LITTLE LIGHT OF MINE

SHARE A SNACK:

Give children a cookie that has something special inside the cookie when baked - such as a candy or jam.

Song: "Stop! and Let Me Tell You"

[Words and Music \(pdf\)](#)

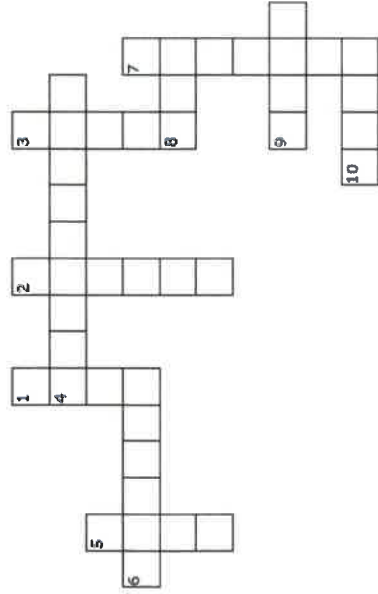
[MP3 Accompaniment Track](#)

Song: "This Little Light of Mine"

[Words and Music \(pdf\)](#)

[MP3 Accompaniment Track](#)

Crossword Puzzle



ACROSS

- 4. A friend of Philip
- 5. To come after
- 8. To observe something with your eyes
- 9. A large woody plant with a trunk, limbs, and leaves
- 10. To move toward something

DOWN

- 1. To recognize someone; to be familiar with someone
- 2. A man that Jesus called to be a disciple
- 3. The Son of God
- 5. The opposite of bad
- 7. To accept something as true

TREE	NATHANAE	COME	PHILIP	BELIEVE
FOLLOW	GOOD	JESUS	SEE	KNOW



Copyright © Sermons4Kids, Inc.
May be reproduced for Ministry Use

Children's Worship Bulletin

Come and See!

John 1:43-51

Word Search

I U X I S R A E L K H N E N L
 R B J Q W D G R J B P I O K J
 A Q W O Z J R A X Q N W N J S
 L Q N X R Z A G L A N D R E W
 O K X U R G I W E I K F L A E
 Q H Q E Y B P M M L S U B S
 J A T Z B I O K K E J E S U S
 F E W A L C N R G H X F E H T
 P D R I Y A W A C J A N K V W
 O Y H O S C F A Z T S A D R O
 P P X S H Y A O S A J Q N L C
 B T R E E U I L L K R A B Z A
 R X K I N G L C L L N E M R Y
 Q K I Z Y U Q T S E O M T R K
 N A T H A N A E L O D W P H T

TREE	PETER	COME	CALLED	NATHANAE
GALILEE	KING	KNOW	NAZARETH	ANDREW
PHILIP	RABBI	FOLLOW	JESUS	ISRAEL

Church Name
Address
City


Decoder Puzzle

Each number represents a letter of the alphabet. Substitute the correct letter for the numbers to reveal the coded words.


U	Q	Z	T	O	A	I	K	R	M	D	E	V	Y	G	S	W	L	P	B	J	C	X	F	N	H
1	2	3	4	5	6	7	8	9	10	11	12	13	14	15	16	17	18	19	20	21	22	23	24	25	26

- 24-5-18-18-5-17 _____
- 19-26-7-18-7-19 _____
- 25-6-4-26-6-25-6-12-18 _____
- 15-5-5-11 _____
- 22-5-10-12 _____
- 21-12-16-1-16 _____
- 4-9-12-12 _____
- 8-25-5-17 _____
- 25-6-3-6-9-12-4-26 _____
- 24-7-15 _____

TREE	JESUS	FOLLOW	COME	PHILIP
FIG	NATHANAE	GOOD	NAZARETH	KNOW



Color Me!



I can tell my friends about Jesus

From Thru-the-Bible Coloring Pages for Ages 4-8. © 1986, 1988 Standard Publishing. Used by permission. Reproducible Coloring Books may be purchased from Standard Publishing, www.standardpub.com, 1-800-543-1301.



From Thru-the-Bible Coloring Pages for Ages 4-8. © 1986,1988 Standard Publishing.

Used by permission. Reproducible Coloring Books may be purchased from

Standard Publishing, www.standardpub.com, 1-800-323-7543.