

The Parable of the Talents

Theme

We use our talents to honor God.

Object

Wrapped shoe box that can be opened; Index cards

Scripture

Matthew 25:14-30

Before you begin, write the following on separate index cards: talented at sports, gifted singer or musician, talented at school, gifted with art, and dancing/theater talents.

Think about some of the special gifts or talents God gave you. (Allow time.) Let's look in my gift box to see what I'm talking about. (Open the gift box and pull out a card.) Maybe God has gifted you with a musical talent like singing or playing an instrument. (Invite kids to sing a few notes, such as "Doe, ray, me!") Some of you may have been given athletic skills which make you very good at playing a sport. (Invite kids to pretend to shoot a basket.) Maybe you have intellectual gifts; so you do very well in school. (Have kids make a book shape with their hands and pretend to read.) Some of you may have artistic talents and can paint, draw, or sculpt. (Have kids pretend to paint a picture.) Some of you may be good at dancing or acting. (Invite kids to stand up and do a quick dance move.) Let's see what your talent is. Repeat the action we did for your greatest area of talent. (Pause for kids to respond.) No matter what gifts God gave you, I know He's given each and every one of you at least one special gift or talent.

When God gives you a gift, He expects you to use it. He doesn't want the gift to go to waste. God wants you to take that gift and use it to show others how great He is. That's what our Bible lesson is about today.

In the Bible, Jesus tells many parables. Parables are stories that teach a lesson. Today, we'll hear Jesus' parable called "The Parable of the Talents."

Jesus' story starts with a man who went off on a long trip. (Have kids pretend to throw a backpack over their shoulder.) Before he left, he called his servants together and gave each of them a part of his wealth to take care of while he was gone. To one he gave five bags of gold, to another two bags, and to a third he gave one bag. Then he left on his journey.

While he was gone, the servant who had five bags of gold worked hard and doubled his five bags so he ended up with ten bags of gold. (Invite kids to cheer for the man who used his talents.) The man with two bags also doubled his; so he had four. (Invite kids to cheer for the second man who used his talents.) But the servant with one bag dug a hole and buried his boss's money. (Invite kids to show thumbs down.)

When the boss returned, he asked his servants to share what they did with the gifts he gave them. The boss told the two who doubled their bags, "Well done! Because you have used what I gave you well, I will give you much more."

Then the third servant told the boss, "I was afraid, so I took what you gave me and hid it in the ground so that it would be safe."

"You lazy servant!" the boss answered. "You could have at least put the gold in the bank so that I could have earned a little interest on it." The boss took the gold from the servant and gave it to the one who already had the most. He explained, "To those who make what they have been given better will be given more. But from those who do nothing, theirs will be taken away."

Sometimes we might think God hasn't given us very much talent. We might even be tempted to hide our talent. But when we use our God-given talent to be all that God planned for us to be, He will give us even more!

Dear God, we thank You for the gifts You've given each of us. We pray that we will be faithful in using these gifts to show others how wonderful You are. In Jesus' name, amen.

Group Activities

Sermon Title: "Don't Bury Your Talent"

Scripture Reading: Matthew 25:14-30

FRISBEE FLYING:

Divide the children into teams and provide frisbees for each team to fly in different areas. Let the children take turns running after their own team's frisbees and flying back and forth to team mates if space allows.

This can be played as various types of relays as well!

FRISBEE BIBLE VERSE HUNT:

The teacher will hide small frisbees around a designated area. The children will take turns finding ONE frisbee and bringing it back to the classroom table. After all the frisbees have been found, the children will put the frisbees in order according to what word or words that the teacher has taped on each frisbee from the first sentence of today's key verse. (Matthew 25:29) If time allows and the teacher desires to practice reciting, the children could toss the frisbees once again into an open area, find the frisbees again and put in order for today's Bible verse.

MONEY STORE:

Give each child some play money and let them see how WISELY they can use that money to purchase items from the teacher's STORE, buying such items as little candies, pencils, paper, colors, stickers, etc.

GATHERING TOOLS:

Let the children find items that the teacher has hidden around the room. The items should be ones that would help them in a profession. (For example: a nurse or doctor, a fireman, a policeman, a carpenter, a school teacher, etc.) Tell today's story about the talents that GOD has given us to BUILD His Kingdom.

FRISBEE NECKLACES:

Let the children cut out a traced circle to represent a frisbee. Let the children color and decorate their frisbee and write words from today's Bible lesson. Give the children small pieces of play money to tape on their frisbee. The children will then hang the "frisbee" around child's neck with string or yarn and wear it as a necklace.

FRISBEE KIDS:

Have the children cut out a large circle or draw a circle on a piece of construction paper. Provide the children with markers and let them draw hands, feet, face, hair, etc to make a "frisbee kid". Cut out the artwork and hang on the classroom door or walls. Encourage the children to write today's Bible verse or words from today's lesson on their frisbee kid!

GIFT STORE:

Give the children small boxes to wrap after choosing a small gift that the teacher will provide and placing it into the box. Wrap the box and tell the children that God wants us to USE our gifts for HIM to help others

and to build up His Kingdom! Children can take the wrapped gift to give away to someone to share God's Love. Gifts for the children to wrap and then share with someone else, could include Bible pens, a Gospel tract, a mini copy of Gospel of John, some stickers, or other small items found at a Christian bookstore.

BURY TALENTS:

Give the children an index card and tell them to draw a picture and write a talent that they may have. Then children can then hide their card for another classmates to find. When their "talent cards" are all found, the children will form a circle and discuss their talents that they could use for God.

TALENT SKIT:

Let the children do a skit of today's lesson, with the talents, the wealthy man, 3 servants, etc. As the teacher narrates the story, the children can act out the lesson! If children are older and can read, the teacher can give them their own part to read.

FRISBEE TREATS:

The teacher can put some snacks in several different frisbees around the room. The children can go to each frisbee and take one snack out of each "snack frisbee".

Song: "Praise Him, All Ye Little Children"

Words and Music (pdf)

MP3 Accompaniment Track

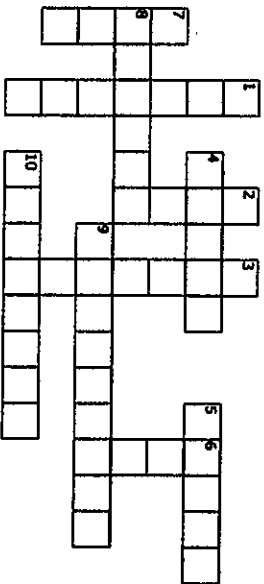
Song: "What a Mighty God We Serve"

Words and Music (pdf)

MP3 Accompaniment Track

These songs are in the public domain and may be copied and reproduced for ministry purposes.

Crossword Puzzle




ACROSS

4. The coins and bills that are used to buy things
5. To divide or use something with others
8. To be filled with fear
9. A feeling of pleasure, satisfaction, or joy
10. To be trusted or loyal

DOWN

1. A trip, especially one over a great distance
2. The opposite of bad
3. A person who is employed to do work for another person
6. Put something in a place where it cannot be found
7. Not willing to work

AFFRAID	HAPPINESS	LAZY	JOURNEY	FAITHFUL
GOOD	HIDE	SHARE	MONEY	SERVANT



Copyright © Sermons4Kids, Inc.
May be reproduced for Ministry Use

Children's Worship Bulletin

Parable of the Talents

Matthew 25:14-30

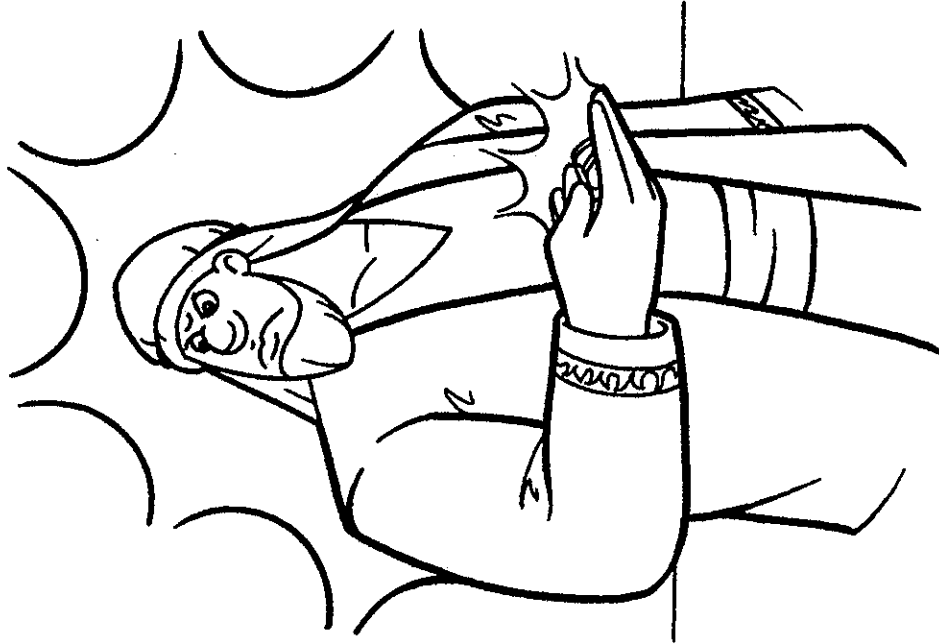
Word Search Puzzle

W O R T H L E S S T R E S N R
W I C K E D U J J R E M N X N U
K G O S C E M J T S H T Q F A
T A Z I L H Z S P H A R E Q X
F I Q S W K A F P I P U F I L
A N M B E M A H E P P S Q F A
I E O J E R A B I L I T Y J Z
T D N I P C V U Y K N E S Q Y
H R E P I L S A Y P E D N E T
F X Y D N N H N R S W N N L
U Q C J G W A Y Q T S R E O X
L Z G Z G N R C J N U L Q M D
R Z D M E F E N E O A T W S K
P R O P E R T Y J T W G F X K
W G L E U E H I K B G N R Y U

JOURNEY	WORTHLESS	TALENT	MASTER
SERVANT	PROPERTY	SHARE	MONEY
ABILITY	WICKED	FAITHFUL	WEEPING
GAINED	HAPPINESS	LAZY	ENTRUSTED

Your Church Name Here
Anytown, USA

Coloring Page



Parable of the Talents

(Matthew 25:14-30)

Multiple Choice Quiz

1. Put something in a place where it cannot be found
A. lazy B. afraid C. hide D. good
2. A feeling of pleasure, satisfaction, or joy
A. good B. happiness C. lazy D. afraid
3. The coins and bills that are used to buy things
A. share B. happiness C. money D. talents
4. To divide or use something with others
A. happiness B. share C. hide D. afraid
5. Not willing to work
A. servant B. money C. share D. lazy
6. A trip, especially one over a great distance
A. share B. journey C. happiness D. afraid
7. A person who is employed to do work for another person
A. lazy B. happiness C. afraid D. servant
8. To be trusted or loyal
A. share B. faithful C. lazy D. happiness
9. To be filled with fear
A. happiness B. servant C. afraid D. lazy
10. The opposite of bad
A. good B. afraid C. lazy D. happiness