

Moses Gets Water From a Rock

Theme

God can do impossible things.

Object

Small rock, blank piece of paper, scissors

Scripture

Exodus 17:5-6

How many of you have ever played the game Rock, Paper, Scissors? Here's how to play Rock, Paper, Scissors. Follow along. Demonstrate the motions as you explain.

Players all hold one hand out as a platform and hit it with their other fist while saying, "Rock, Paper, Scissors...go!" On the fourth hit and the word "go," players form either a rock, paper, or scissors. Demonstrate each item as you say the words.

This is how you know who wins: rock smashes scissors, paper covers a rock, and scissors cut paper.

Let's play! You can all play against me and you can keep track of how many times you win. Ready? One, two, three, go. For the first round, choose a rock.

I made a rock. If you made paper, you win. If you made scissors, I win. If you made a rock, we tied. Play several rounds.

The great thing about Rock, Paper, Scissors is that you can be a winner no matter what you choose from game to game. Today, I have a real rock, paper, and scissors with me. These items are all useful in their own way. Hold up each item as you talk about it. If you wanted to write a letter, a rock or scissors wouldn't be much help, but a piece of paper would be, wouldn't it? If you wanted to cut a piece of paper, a rock or paper wouldn't help, but a pair of scissors would.

If you were really thirsty and needed a drink of water, a piece of paper or a pair of scissors wouldn't be much help, but a rock might be exactly what you need.

Wait—what?

Some of you are looking at me like I'm crazy! Don't you think a rock would be helpful if you needed a drink of water? Let's vote. Have kids raise their hand if they think a rock would help or not if a person needed water.

Well, in our Bible lesson today, that's exactly what happened: A rock helped when people were thirsty.

What's it like when you feel very, very thirsty? Let a few kids respond. Being thirsty is uncomfortable. It can give you a headache and make you dizzy. In fact, the human body has to have water every day, multiple times a day to stay alive.

Moses had led the Israelites out of slavery into the desert. The Israelites were more and more thirsty, the situation was getting very serious, and they complained to Moses. So Moses went to his tent and fell on his knees before God.

God answered and Moses did exactly what God told him to do. After he struck the rock, water began rushing from it—enough to quench the thirst of all the people and all their animals!

We can learn a lot from Moses. When you and I face an impossible situation, we can go to God and ask for His help. God can do impossible things.

Dear God, when we face impossible situations, help us remember Moses and know that we serve a God who can get water from a rock. In Jesus' name, amen.

Group Activities

Sermon Title: "Water from a Rock"

Scripture Reading: Exodus 17:1-7

ROCK JUMPING:

Let children divide into teams and run a relay with jumping over every rock that is on the path from the team to the finish line. Children must jump every rock to and from the team line and tap the next player to continue the game. If many larger rocks are not available, just make the rocks out of crumpled newspaper, etc.

ROCK BALANCING:

Children can each be given a rock to balance on the top of their head, to walk around a designated area or the children can be divided into teams to balance the rock on their head or on the shoulder or on the back of their hand, in a relay type game.

WANDERING THROUGH THE DESERT RELAY:

Children can be given an obstacle course around a designated area (under pews or chair, around corners, over pillows, etc) to wander through and at the end of the obstacle "maze", the child can take a glass of water or juice to drink. Make the maze obstacle course as long as possible to take longer before the children can get a drink of water.

SCISSOR RELAY:

Divide the children into teams. Each team member will take turns running to the table with paper and scissors. The team player will quickly cut out a rock or any other suggestion that the teacher chooses to make, and then lay the scissors down on the table and run back to the team for the next player to do the same. All of the cut out rocks could then be placed on a poster board with a title from today's lesson, if desired. IF a poster board is made by the class, the children may enjoy writing JESUS IS MY ROCK and signing their own name, as well as using bright colored markers to write the title words.

ROCK HOPSCOTCH:

Play hopscotch with a rock and every children who finishes the hopscotch without tripping or stepping on a line, can take a colored pretty rock from the box that the teacher has prepared.

ROCK ART:

Let each child choose a smooth rock to paint. Provide paints and supplies for children to paint something from today's lesson such as GOD IS MY PROVIDER or GOD HAS THE ANSWERS, etc.

WATER FROM A ROCK SKIT:

Choose a child to slowly read today's story about Moses being the leader, and the people wandering through the desert and being thirsty. The other children will enjoy the part of "wandering and being thirsty

and grumbling". Play act the rest of the story and then have children form a prayer circle and read or follow the teacher in praying the final prayer of today's lesson.

ROCK TEARING AND PAINTING:

Give children construction paper and instruct them to TEAR a large rock picture out of their paper. No scissors allowed. Then supply paints for the children to write WATER FROM THE ROCK, or JESUS IS OUR ROCK, etc.

SING A SONG:

HIS BANNER OVER ME IS LOVE (JESUS IS THE ROCK OF MY SALVATION)

SHARE A SNACK:

Poppin Rocks candy

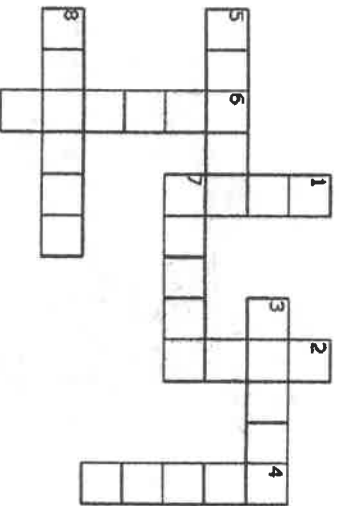
Song: "My God Is So Great"

Words and Music (pdf)

MP3 Piano accompaniment Track (right click to save to your computer)

This song is in the public domain and may be freely downloaded and reproduced for religious or educational use by churches, schools, home schoolers, and other non-profit organizations.

Crossword Puzzle



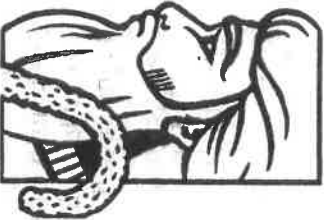
ACROSS

- The Hebrew prophet who led the Israelites out of Egypt
- A fluid necessary for the life of most animals and plants
- To take water or other liquid into the mouth and swallow it
- A dry area of land with little or no vegetation

DOWN

- Another name that refers to God
- A stone
- A strong rod or stick sometimes used as an aid in walking
- A strong desire for something to drink

STAFF	DRINK	DESERT	WATER
MOSES	ROCK	LORD	THIRST



Copyright © Sermons4Kids, Inc.
May be reproduced for Ministry Use

Children's Worship Bulletin

Water from a Rock

Exodus 17:1-7

Word Search Puzzle

V J F J F K C H I L D R E N N
L E A M G M V S J D V D T C F
V N J E R R U M T H E G L M R
R P G K U D H U Y A F S H M O
L O F U M R G A A G F Z E U C
I U D Q B T W A T E R F Y R K
V R Q T L W Y F T M O S E S T
E R C K E C A S Q U E M K X S
S M F O N N R L V J U C S L S
T O V H M I H K U P R C Y S
O D C Z H P K L F J E E K N
C R R T A W L O E D T N Q T Y
K V Z I X A X A L Z H S R T J
U Q J D N R T E I V N W P J B
Y L U Z R K C R G N K N T C S

COMPLAIN	ROCK	DRINK	POUR	DESERT
ELDERS	GRUMBLE	LIVESTOCK	CHILDREN	THIRST
WALK	WATER	STAFF	NILE	MOSES

Your Church Name Here
Address


Decoder Puzzle

Each number represents a letter of the alphabet.
Substitute the correct letter for the numbers to
reveal the coded words.

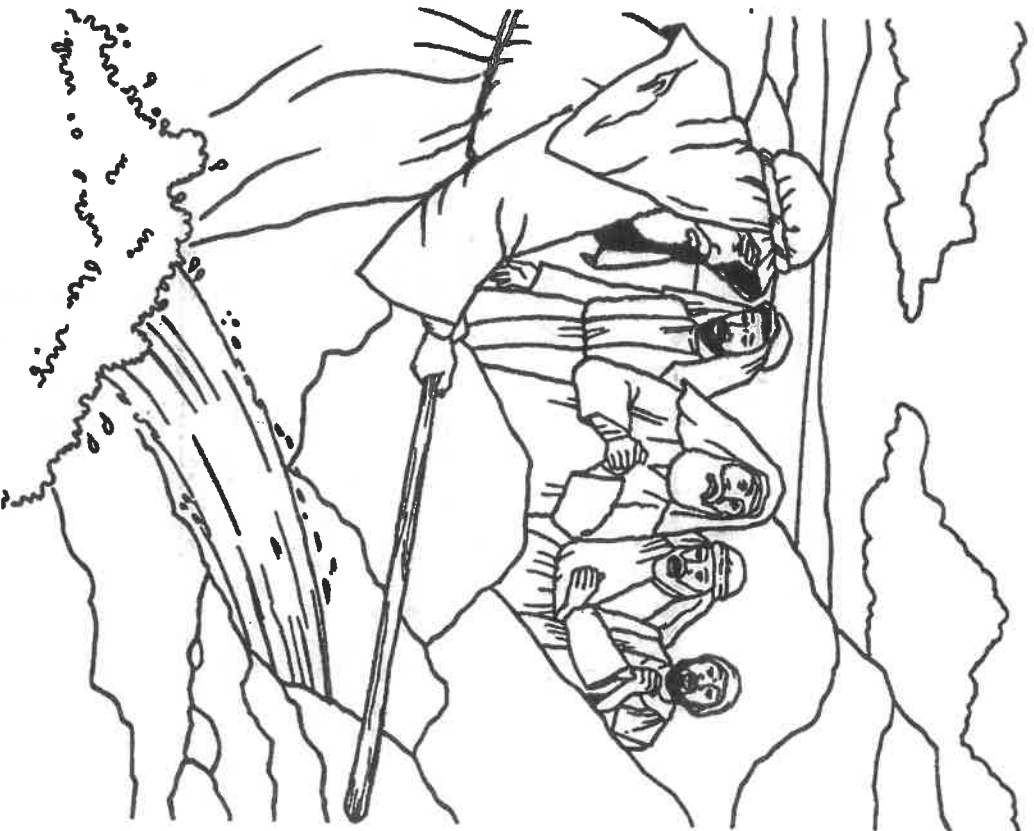
C	V	O	M	Z	R	N	Q	Y	P	B	L	S	T	F	H	G	J	U	X	K	E	W	A	D	I
1	2	3	4	5	6	7	8	9	10	11	12	13	14	15	16	17	18	19	20	21	22	23	24	25	26

1. 25-22-13-22-6-14 _____
2. 23-24-14-22-6 _____
3. 14-16-26-6-13-14 _____
4. 25-6-26-7-21 _____
5. 13-14-24-15-15 _____
6. 6-3-1-21 _____
7. 4-3-13-22-13 _____
8. 1-3-4-10-12-24-26-7 _____

THIRST	COMPLAIN	MOSES	DESERT
DRINK	WATER	STAFF	ROCK



Coloring Page



Moses Strikes the Rock
Exodus 17:1-7

From BibleStoryCard Learning System(tm) Coloring Book
© 1996 Wesleyan Publishing House
Used by permission. Additional BibleStoryCard resources
available by calling 1-800-493-7539 or visiting online
http://www.parable.com/wph/group_1052.htm